




CGIAR modeling approaches for resource-constrained scenarios: I. Accelerating crop breeding for a changing climate

Julian Ramirez-Villegas^{1,2*}  | **Anabel Molero Milan**^{3*} | **Nickolai Alexandrov**⁴ | **Senthold Asseng**⁵ | **Andrew J. Challinor**⁶ | **Jose Crossa**³  | **Fred van Eeuwijk**⁷ | **Michel Edmond Ghanem**^{8,9} | **Cecile Grenier**^{1,10} | **Alexandre B. Heinemann**¹¹ | **Jiankang Wang**¹² | **Philomin Juliana**³ | **Zakaria Kehel**⁸ | **Jana Kholova**¹³ | **Jawoo Koo**¹⁴ | **Diego Pequeno**³ | **Roberto Quiroz**^{15,16} | **Maria C. Rebolledo**^{1,10} | **Sivakumar Sukumaran**³  | **Vincent Vadez**¹³ | **Jeffrey W. White**¹⁷ | **Matthew Reynolds**³

¹International Center for Tropical Agriculture (CIAT), Km 17 Recta Cali-Palmira, 763537 Cali, Colombia

²CGIAR Research Program on Climate Change, Agriculture and Food Security (CCAFS), c/o CIAT, km 17 recta Cali-Palmira, 763537 Cali, Colombia

³International Maize and Wheat Improvement Center, El Batán, Texcoco, Mexico

⁴International Rice Research Institute (IRRI), Los Baños, Philippines

⁵Agricultural and Biological Engineering Department, University of Florida, Gainesville, FL, 32611, USA

⁶School of Earth and Environment, University of Leeds, Leeds, LS2 9JT, U.K.

⁷Department of Plant Sciences, Wageningen University, Wageningen, The Netherlands

⁸International Center for Agricultural Research in the Dry Areas (ICARDA), Biodiversity and Crop Improvement Program (BCIP), Avenue Hafiane Cherkaoui, Rabat, Morocco

⁹Mohammed VI Polytechnic University (UM6P), AgroBioSciences (AgBS), Lot 660 Hay Moulay Rachid, 43150 Ben Guerir, Morocco

¹⁰CIRAD, UMR AGAP, F-34398, Montpellier, France, AGAP, Univ Montpellier, CIRAD, INRA, Montpellier SupAgro, Montpellier, France

¹¹Embrapa Arroz e Feijão Rodovia, GO-462 km 12 Zona Rural, 75375-000 Santo Antônio de Goiás, GO, Brazil

¹²The National Key Facility for Crop Gene Resources and Genetic Improvement, Institute of Crop Sciences, Chinese Academy of Agricultural Sciences, Beijing 100081, China

¹³International Crops Research Institute for the Semi-Arid Tropics (ICRISAT), Patancheru 502 324, Telangana, India

¹⁴International Food Policy Research Institute (IFPRI), Washington, DC, USA

¹⁵International Potato Center (CIP), Lima, Peru

¹⁶Tropical Agricultural Research and Higher Education Center (CATIE), Turrialba, Costa Rica 30501

¹⁷ALARC, USDA-ARS, 21881 North Cardon Lane, Maricopa, AZ 85138, USA

Correspondence

Julian Ramirez-Villegas, International Center for Tropical Agriculture (CIAT), Km 17 Recta Cali-Palmira, 763537, Cali, Colombia.
Email: j.r.villegas@cgiar.org

*These two authors contributed equally

Assigned to Associate Editor Carlos Messina.

Abstract

Crop improvement efforts aiming at increasing crop production (quantity, quality) and adapting to climate change have been subject of active research over the past years. But, the question remains ‘to what extent can breeding gains be achieved under a changing climate, at a pace sufficient to usefully contribute to climate adaptation, mitigation and food security?’. Here, we address this question by critically reviewing how model-based approaches can be used to assist breeding activities, with

particular focus on all CGIAR (formerly the Consultative Group on International Agricultural Research but now known simply as CGIAR) breeding programs. Crop modeling can underpin breeding efforts in many different ways, including assessing genotypic adaptability and stability, characterizing and identifying target breeding environments, identifying tradeoffs among traits for such environments, and making predictions of the likely breeding value of the genotypes. Crop modeling science within the CGIAR has contributed to all of these. However, much progress remains to be done if modeling is to effectively contribute to more targeted and impactful breeding programs under changing climates. In a period in which CGIAR breeding programs are undergoing a major modernization process, crop modelers will need to be part of crop improvement teams, with a common understanding of breeding pipelines and model capabilities and limitations, and common data standards and protocols, to ensure they follow and deliver according to clearly defined breeding products. This will, in turn, enable more rapid and better-targeted crop modeling activities, thus directly contributing to accelerated and more impactful breeding efforts.

1 | INTRODUCTION

Global change projections indicate that many parts of the world will continue to face extreme and erratic climate trends, as a result of rapid population growth, and increasing greenhouse gas (GHG) emissions (IPCC, 2014). Model-based projections indicate greater heat and drought stress during the 21st Century (Gourdji et al., 2013b; Li et al., 2015a; Teixeira et al., 2013), especially (though not only) if no major GHG emission reduction strategies are implemented at scale (Betts et al., 2011; Rogelj et al., 2016; Schleussner et al., 2016). Compounded by other drivers of global change (e.g. population growth, changing economic structures, and changing land use), these changes will reduce crop productivity and increase crop yield variability of many crops (Campbell et al., 2016; Deryng et al., 2014; Li et al., 2009), with major implications on farmer livelihoods (Jones & Thornton, 2009; Morton, 2007) and global food security (Campbell et al., 2016; Wheeler & von Braun, 2013). In light of these projections, crop improvement efforts aiming at increasing crop production (quantity, quality) in a sustainable and efficient way have been subject of active research over the past years.

Crop breeding programs have contributed to farmers achieving higher yields, food security and income by developing and delivering varieties with higher yield potential, as well as greater resistance to pests and diseases, tolerance to abiotic stresses, and desirable market quality and nutritional characteristics in the public (Evenson & Gollin, 2003; Pfeiffer & McClafferty, 2007) and private sectors (Cooper et al., 2014b; Voss-Fels et al., 2019d). Moreover, the use of varieties resistant to heat stress, drought, and possible future pests and diseases can also contribute to climate change adaptation

(Gaffney et al., 2015; Gourdji et al., 2013a; Habash et al., 2009; Takeda & Matsuoka, 2008). A key question is, however, ‘to what extent can breeding gains be achieved under changing climates, at a pace sufficient so as to usefully contribute to climate adaptation, mitigation and food security?’. Here, we address this question by reviewing how model-based approaches can assist breeding activities, with particular focus on the CGIAR (formerly the Consultative Group on International Agricultural Research but now known simply as CGIAR). We critically discuss limitations and opportunities in light of the need for greater breeding gains under changing climates. Since the body of published literature (especially in some thematic or geographic areas) is substantial, we concentrate on the most relevant examples, aiming at discussing their strengths and weaknesses, in order to ultimately determine the main crop modeling gaps and strategies for collaboration with researchers, crop improvement teams, farmers, and decision and policymakers. We first review the importance of genotypic adaptation in delivering climate change adaptation outcomes (Sect. 1.1), as well as the challenges in converting potential adaptations into actual genetic improvement (Sect. 1.2). We then review tools and approaches for accelerated breeding (Sect. 2), including modeling of environment- and management- specific yield responses (Sect. 2.1), environmental characterization (Sect. 2.2), ideotype design (Sect. 2.3), the linking of crop modeling and genetic data (Sect. 2.4), and simulation methods for optimizing breeding pipelines (Sect. 2.5). Finally, we discuss limitations in terms of data, models, and approaches (Sect. 3), and conclude by proposing a set of next collaborative research activities that can contribute to maximizing breeding gains under climate change.

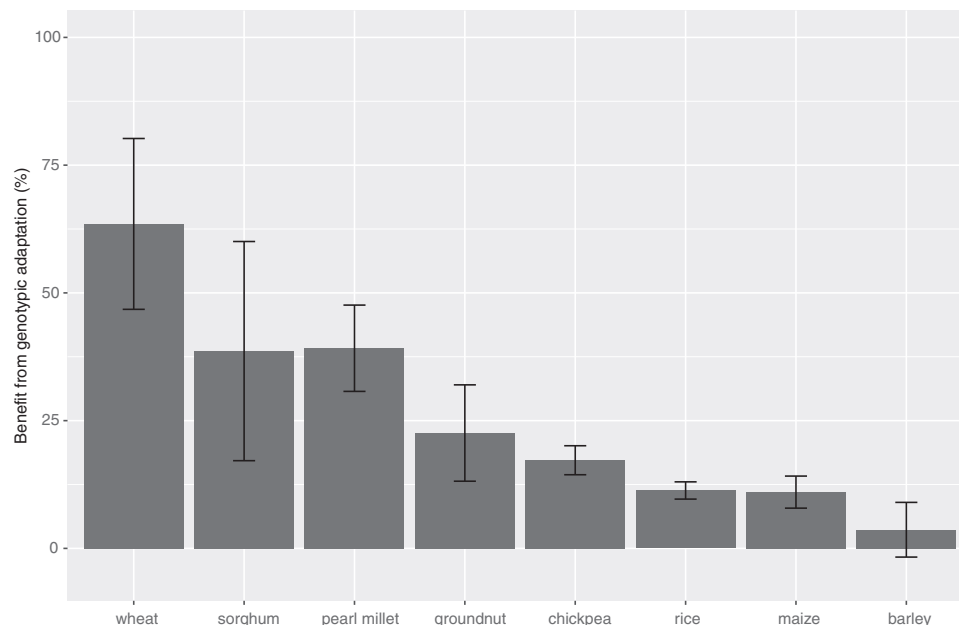


FIGURE 1 Average simulated future potential benefits from genotypic adaptation (including ideotype design) as derived from 19 modelling studies for wheat ($n = 15$ simulations), sorghum ($n = 4$), pearl millet ($n = 48$), groundnut ($n = 12$), chickpea ($n = 48$), rice ($n = 159$), maize ($n = 19$), and barley ($n = 48$). The number of data points used to compute means and error bars follows the number of studies, and the number of sites, varieties, and scenarios reported in each study. The height of the bar shows the mean of all reported simulations for each crop, and error bars extend 5–95% of the data

1.1 | Importance of genotypic adaptation under climate change

Modern varieties developed through years of crop improvement have contributed to large increases in crop production in the last 60 years, and they will continue to do so. Evenson and Gollin (2003) reviewed breeding gains during and after the Green Revolution for 11 major food crops, estimating that the contribution of modern varieties to yield growth is in the range 17–50% in the period 1961–2000. One notable example is the 70% yield potential increase from the release of the semi-dwarf rice variety IR8 by the International Rice Research Institute (IRRI) in the 1950s and 1960s (Peng et al., 2008). Fischer et al. (2014) indicate a rate of progress in potential yield of 0.5 to 1.08% per year for wheat, rice, maize and soybean, as a result of crop improvement. Genotypic adaptation to climate change –that is, the process of designing and developing novel crop varieties to enhance productivity and stability under future climates, has the potential to continue delivering productivity gains under changing climates (Ramirez-Villegas et al., 2015; Rötter et al., 2015).

Evidence of how genotypic adaptation can effectively contribute to climate change adaptation generally arises from two types of studies: those in which models are used to simulate future growing conditions with and without adaptation; and those that quantify the yield benefit of climate-adapted genotypes by means of field experimentation. Model-based studies generally indicate potential for substantial gains in both yield

and yield stability. A systematic review of the literature (by searching the keywords ‘climate change’, ‘genotypic adaptation’, and ‘ideotype’ in <http://scholar.google.com> [June 2019]) identified 19 studies, from which 389 individual data points for eight crops were drawn. While some publication bias is expected in the meta-analysis, the identified studies indicate that gains from genotypic adaptation are positive for a number of crops (Figure 1). For instance, modelling by Semenov and Stratonovitch (2013) suggested that if certain traits could be improved adequately, wheat ideotypes could outperform current cultivars in Europe by up to 65% under future climates. Similarly, simulations by van Oort and Zwart (2018) showed that favoring varieties with greater thermal time can compensate for climate change-induced yield reductions in African rice systems. Similar findings have been reported for Asian rice (Li & Wassmann, 2010; Mottaleb et al., 2017), groundnut (Singh et al., 2012, 2014b), sorghum (Singh et al., 2014c), pearl millet (Singh et al., 2017), chickpea (Singh et al., 2014a), maize (Tesfaye et al., 2017), and wheat in China (Challinor et al., 2010).

Experimental studies also provide robust evidence on the benefits of genotypic adaptation, corroborating or extending model-based findings. On-farm maize trials in Africa have shown that drought-tolerant maize can yield between 20–25% more than current commercial varieties, with no yield penalty in ‘good’ years (Cairns & Prasanna, 2018; Setimela et al., 2017). Suárez Salazar et al. (2018) identified common bean lines adapted to a heat-stress environment in the Colombian

Amazon, where commercial bean varieties show low yield. Mondal et al. (2016) estimated genetic yield gains in the range 0.5–0.8% per year when breeding short-cycle heat-adapted wheat varieties in South Asia. Success has also been reported for drought tolerance in maize for the US corn belt (Cooper et al., 2014a; Messina et al., 2015) and other regions and crops (Sinclair et al., 2020). These studies provide initial evidence that genotypic adaptation can indeed deliver greater yields in stress-prone environments, thus likely contributing to future adaptation outcomes.

1.2 | Current warming rates will reduce yields unless breeding and seed system efficiency is enhanced

The process of breeding a novel cultivar, increasing seed availability and achieving significant adoption often takes more than a decade (Challinor et al., 2016; Langyintuo et al., 2008). This means that temperature increases during the breeding cycle can lead to a systematic (and unintended) yield reduction due to decreases in the duration of the growing cycle (Challinor et al., 2016; Zheng et al., 2016). Researchers confirmed that the challenge is more critical in many subtropical areas with emerging precipitation trends under climate change (Rojas et al., 2019). The breeding of climate-ready crops should, therefore, seek to deliver more productive and resilient crops that keep pace with climate change (Challinor et al., 2016; Ramirez-Villegas et al., 2015). In doing so, it is important to implement a wide range of solutions aiming at making the breeding process more effective and efficient. Anticipatory and predictive tools using crop-climate models (reviewed in Sect. 2 and 3) can enable preemptive breeding and can help enhance and accelerate breeding gains, ultimately ensuring crop improvement contributes effectively to addressing major challenges for agriculture within the context of climate change.

2 | TOOLS AND APPROACHES FOR ACCELERATING TRAIT DISCOVERY IN TARGET ENVIRONMENTS

For plant breeding, multi-environment trials (METs) are conducted regularly to study Genotype (G) \times Environment (E) \times Management (M) interactions (G \times E \times M), assess genotypic adaptability and stability, and make predictions about the breeding value of the genotypes in other environments and years that will allow crop improvement teams to accurately select the parents for the next breeding cycle. This section reviews modeling approaches to assess G \times E interactions (Sect. 2.1), characterize target breeding environments

(Sect. 2.2), understand ideal plant types for such target environments (Sect. 2.3), predict breeding values (Sect. 2.4), and breeding cycle optimization (Sect. 2.5). We review both process-based eco-physiological models as well as statistical approaches to G \times E prediction.

2.1 | Modeling genotype \times environment \times management

Accurately predicting G \times E responses allows identifying well-adapted genotypes for specific sites or stress situations (Banterng et al., 2006; Hammer & Broad, 2003), or testing ‘virtual’ genotypes to inform breeding programs (Bogard et al., 2020; Cock et al., 1979; Hammer et al., 2020; Suriharn et al., 2011). Similarly, predicting management responses allows identification of appropriate levels of fertilization, tillage, irrigation, weed control, amongst others, for a given set of genotypes (Artacho et al., 2011; Boote et al., 1996; Deryng et al., 2011). Accurate prediction of genotype performance across environments and management options is contingent on various elements, including (i) the development of a model with the necessary physiological processes represented at an appropriate level of complexity (Boote et al., 2013; Challinor et al., 2009; Hammer et al., 2019); (ii) the development of a well-constrained parameter set (Angulo et al., 2013; Iizumi et al., 2009); and (iii) high quality environmental (soil, climate) data to drive the model (Lobell, 2013). As discussed below, the CGIAR has made major contributions in these three areas. The use of models for analyzing G \times E \times M interactions for accelerating breeding is described in Sect. 2.1.2.

2.1.1 | Model development, parameterization and input data

Model development requires the acquisition of a deep understanding of the biological basis of G \times E interactions (i.e. crop physiology), and the translation of such understanding into computer code. Physiological processes of interest, and approaches to model those processes, can vary, sometimes substantially, between contexts. During the early 1980s, progress in process understanding by CGIAR scientists led to the development of three crop models that ably captured G \times E \times M responses, while also contributing data and knowledge to many other models. Perhaps the earliest crop model developed and used in the CGIAR was the cassava model developed by the International Center for Tropical Agriculture (CIAT) (Cock et al., 1979), upon which various components of the GUMCAS model (Matthews & Hunt, 1994), the CROPSIM-Cassava model (Jones et al., 2003), the model of Gabriel et al. (2014), and the MANIHOT model (CIAT, unpublished), were later developed. The ORYZA1

rice model (Kropff et al., 1993a, 1994), developed at the International Rice Research Institute (IRRI), incorporated many years of eco-physiological research from IRRI and elsewhere. ORYZA1 quickly evolved into ORYZA2000 (Bouman et al., 2001), and later into ORYZAv3 (Li et al., 2017). The International Potato Center (CIP) has also led the development of the SOLANUM and the dynamic carbon photosynthesis model (DCPM) models for potato (Condori et al., 2010; Quiroz et al., 2017) and sweet potato (Ramírez et al., 2017). Lastly, CIAT also led the early development of the BEANGRO model, which is currently part of the 'CROPGRO' module within DSSAT (Decision Support System for Agrotechnology Transfer) (Hoogenboom et al., 1993; White & Izquierdo, 1991; White et al., 1995). The International Center for Agricultural Research in the Dry Areas (ICARDA) and the International Crops Research Institute for the Semi-Arid Tropics (ICRISAT) have extensively contributed to the development and improvement of the Simple Simulation Model (SSM) (Sinclair et al., 2020; Soltani & Sinclair, 2012), the CROPGRO for peanut and chickpea, and the CERES model for sorghum and pearl millet, also available in DSSAT.

The determination of parameters for crop models, whether they are statistically- or process-based, is crucial to ensure that the model correctly captures genotype behavior across different combinations of climate, soils, and management options. This is especially important for process-based crop models, since the sometimes large number of parameters required means that there can be many more degrees of freedom in the model than can be constrained by the available data (Challinor et al., 2014; Wallach et al., 2016). Progress in model parameterization has been enabled by extensive eco-physiological trials conducted by the CGIAR. Notably, recent progress in characterizing yield changes in response to heat stress for wheat, at least in part, was possible due to data collected in the International Heat Stress Genotype Experiment (IHSGE) carried out by the International Maize and Wheat Improvement Center (CIMMYT) (Asseng et al., 2014). Based on CIMMYT data, too, statistical models by Lobell et al. (2011) and Gourdji et al. (2013) assessed maize and wheat genotype responses to temperature, respectively. Li et al. (2015) used IRRI trial data from Los Baños (Philippines) and Ludhiana (India) to calibrate and evaluate 13 different rice crop models, and Fleisher et al. (2017) used an experiment from Bolivia conducted by the International Potato Center (CIP) as part of the calibration and evaluation dataset for nine potato crop models. The use of remote sensing has also been tested for the estimation of crop model parameters at a low cost (Quiroz et al., 2017).

Attempts to estimate model parameters from genetic information date to work in the 1990s at CIAT on common bean, where simulations from gene-based estimates of model parameters were generally as accurate as manually estimated parameters (Hoogenboom et al., 1997; White & Hoogenboom, 1996). Similar work in collaboration with

CIMMYT, showed that differences in phenology of winter wheat cultivars could be simulated based on genetic information (White et al., 2008). Work also extends into the development of a gene-to-phenotype model for common bean based field trials conducted by CIAT and the University of Florida (UF) (Hwang et al., 2017). Compared to success in linking gene-to-phenotypes achieved by other institutions (Bogard et al., 2020; Chenu et al., 2009; Messina et al., 2006), progress in the CGIAR remains slow.

The CGIAR has also contributed to the development of key spatially explicit climate datasets that are used as inputs into crop models. These include WorldClim (Hijmans et al., 2005) and the Climate Change, Agriculture and Food Security (CCAFS)-Climate database (Navarro-Racines et al., 2020), as well as methods to generate daily weather data for crop model simulations (Jones & Thornton, 2000, 2013). Contributions to soil (Jones & Thornton, 2015; Piikki et al., 2017; Vågen et al., 2016) and crop geography (IFPRI, 2019; You et al., 2009, 2017) for crop modeling have also been made in recent years. By contrast, CGIAR work on developing datasets that characterize crop management for crop modeling is limited to specific regional or national studies (see Sect. 2.1.2).

2.1.2 | Explaining and simulating $G \times E \times M$ interactions

Using available data and models, CGIAR modelers have studied $G \times E \times M$ interactions extensively in close coordination with breeding programs. Virtually all centers have done modeling for their mandate crops. Use of models has focused on assessing the stability of economically important traits and predicting the performance of newly developed genotypes evaluated under varying environmental conditions and management practices.

Statistical approaches have the longest history in plant breeding. These models can be used to study both univariate (Crossa, Yang, & Cornelius, 2004) and multivariate responses (Montesinos-López et al., 2018d). A recent study with on-farm wheat trials (Vargas-Hernández et al., 2018) used a univariate model to assess the combined effects of the wheat lines and their interactions with the farmer-irrigation-year combinations for several traits. For single trait grain yield, the study identified stable wheat lines across all environments, as well as the environments that caused most of the $G \times E$ interaction. Multivariate models, though less used, are particularly useful when measurements are available for multiple response variables (i.e. multi-trait), and the objective is to increase our understanding of the complex nature of particular phenomena under field conditions. Many studies have shown that a multivariate approach is better than univariate approaches because it identifies the existing (co)variation between the response variables (Xiong et al., 2014). Moreover, the

multivariate analysis also improves accuracy when classifying and identifying superior genetic components (Montesinos-López et al., 2018d). In addition, it increases the precision of genetic correlation parameter estimates between traits, which helps crop improvement teams perform indirect selection. Multivariate models have been implemented using Bayesian analysis (Montesinos-López et al., 2016b) as well as deep machine learning regression (Montesinos-López et al., 2018a, 2018c). Notably, Montesinos-López et al. (2018) report that the performance of multi-trait and multi-environment deep learning (MTDL) is commensurate with that of the Bayesian multi-trait and multi-environment approach. Ersoz et al. (2020) and Washburn et al. (2020) review machine-learning approaches in crop improvement.

Process-based crop models have also been used for assessing $G \times E \times M$ interactions within the CGIAR. At ICRISAT, crop models are used to investigate whether and how changes in G and M result in positive change in yield across different environments, as a way to prioritize breeding and agronomic intervention decisions, including sowing density (Vadez et al., 2017), irrigation (Vadez et al., 2012), the combination of better-adapted genotypes and irrigation (Soltani et al., 2016), and different traits and combinations of traits (Kholová et al., 2014). ICARDA has employed the Simple Simulation Model (SSM) to characterize the stress scenarios in target regions of focus, as well as to explore plant traits and/or management to be exploited in stress-adapted cultivars for specific target environments (Ghanem et al., 2015; Guiguitant et al., 2017). CIP has used the SOLANUM (Condori et al., 2010) and LINTUL (Spitters, 1988, 1990) models to compare the performance of native and hybrid potato genotypes under extreme climatic conditions (Condori et al., 2010, 2014) and climate change (Quiroz et al., 2018), demonstrating that appropriate choice of germplasm and crop management practices could significantly secure and increase potato production under future climate conditions.

Similar work has been conducted by IRRI, whereby high yielding and stable genotypes were identified using the ORYZA2000 crop model (Li et al., 2013a). At IRRI, simulations have also been used to simulate potential yield across environments (Kropff et al., 1993b), identify ideotypes for increasing rice yield potential (Aggarwal et al., 1997; Dingkuhn et al., 2015, 2016; Kropff et al., 1995), and to inform national certification processes for the release of crop varieties (Li et al., 2016). At CIMMYT, grid-based global-scale simulations are used to assess the value of certain traits. This modeling capacity was developed in a consortium of UF, CIMMYT, and the International Food Policy Research Institute (IFPRI) that incorporated three crop models, including CERES-wheat, CROPSIM, and NWheat (Gbegbelegbe et al., 2017; Hernandez-Ochoa et al., 2018). At CIAT, crop models have been used to understand drought responses across G and M for rice and beans (Heinemann

et al., 2016; Ramirez-Villegas et al., 2018), as well as to assess the value of drought tolerance traits (Heinemann et al., 2019). At IFPRI, a grid-based crop modeling framework was developed and linked with the IMPACT global trade and economic model (Robinson et al., 2015) to simulate the potential impacts of adopting agricultural technologies (e.g. precision agriculture), management practices (e.g. integrated soil fertility management), and breeding target traits (e.g. drought and/or heat tolerance) on global food security and economic implications under climate change scenarios (Islam et al., 2016; Rosegrant et al., 2014). Analyses of climate risk for rice in Africa have also been possible by crop simulation at the Africa Rice Center (van Oort et al., 2015b, 2015a).

2.2 | Environmental characterization for setting breeding priorities

The existence of significant $G \times E \times M$ interactions can slow plant breeding progress for broad adaptation and/or for adaptation to specific conditions within a region (Chenu et al., 2011; Löffler et al., 2005). The Target Population of Environments (TPE) approach aims at addressing $G \times E \times M$ through model-based environmental characterization (Chenu, 2015; Lacaze & Roumet, 2004). In the TPE approach, process-based crop models are used to assess and detect stress patterns and their impacts. This, in turn, allows prioritizing stress types by their intensity and frequency across geographies, as well as identifying sites where selection for given stresses is likely to be more successful. Thus, TPEs offer a concrete way to aid breeding programs through effectively setting trait and geographic priorities. The TPE approach has been used with success by wheat breeding programs in Australia (Chenu et al., 2011, 2013; Lobell et al., 2015), and more recently has been applied to maize in Europe (Harrison et al., 2014).

Compared with the applications described in Sect. 2.1, CGIAR's work on TPEs for breeding programs is less in terms of number of crops covered and published studies (Figure 2a, b). CGIAR's collaborative efforts include studies addressing drought for rice (Heinemann et al., 2015; Ramirez-Villegas et al., 2018) and beans (Heinemann et al., 2016, 2017) under current and future climate in Brazil. Significant breeding progress has resulted from these studies, including improvements in drought phenotyping in a drought-prone environment which allows controlling the timing, intensity, and duration of drought, reducing the uncertainty associated with climate variability trials in the main season (Martinez et al., 2014).

For rainfed beans, EMBRAPA (*Empresa Brasileira de Pesquisa Agropecuária*) initiated a drought tolerance breeding program following the results of Heinemann et al. (2016, 2017), though its implementation was halted due to the Brazilian economic crisis. For post-rainy sorghum in India,

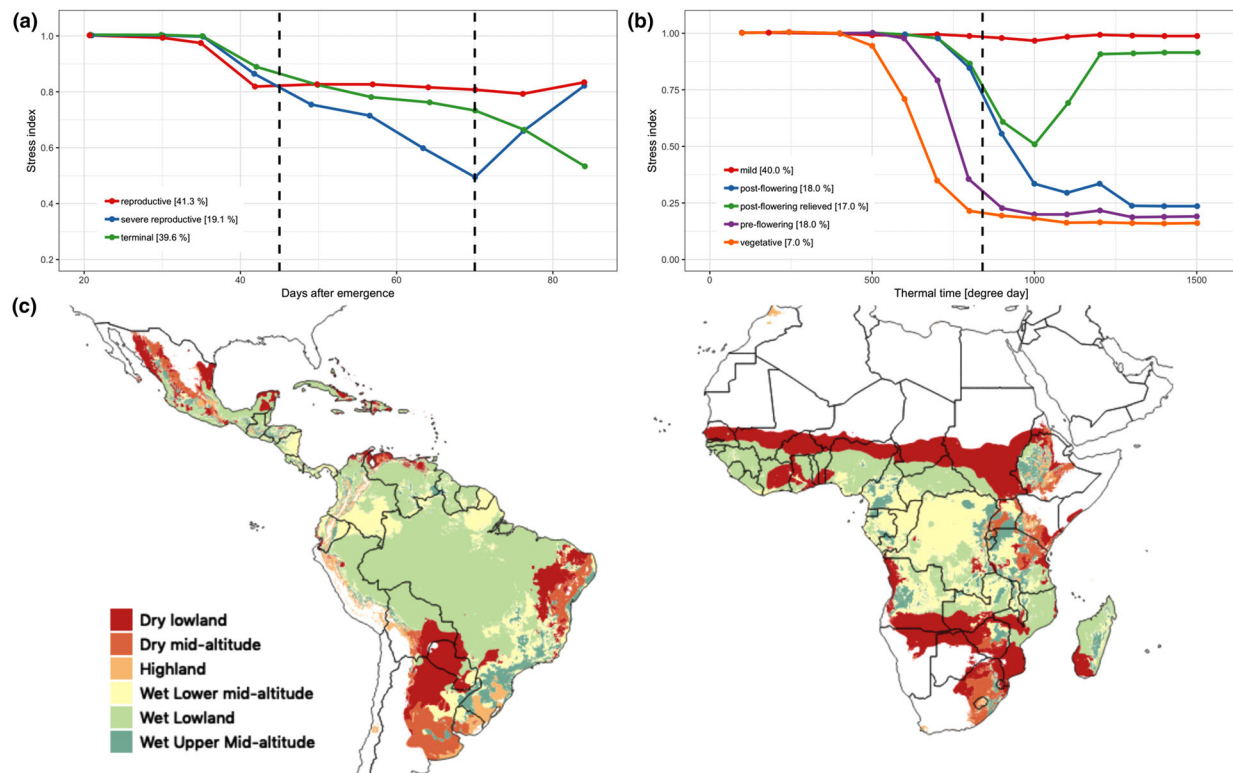


FIGURE 2 Three major CGIAR examples of environmental characterization to support breeding. (a) Drought stress patterns for rice in central Brazil (Ramirez-Villegas et al., 2018); (b) drought stress patterns for post-rainy sorghum in India (Kholová et al., 2013); and (c) map of maize breeding mega-environments from CIMMYT (Cairns et al., 2013). Panels A and B are redrawn from the original studies, and data from C was provided by CIMMYT

Kholová et al. (2013) report five main types of stress conditions requiring different breeding/agronomic approaches (Figure 2b). A related larger-scale method, referred to as Mega-Environments, has been used by CIMMYT to target breeding since the 1990s (Cairns et al., 2013; Rajaram et al., 1994; van Ginkel et al., 2002). Though less mainstream in the CGIAR in terms of centers and traits, TPE and Mega-Environment work has the potential to help better-target breeding programs across scales (see Figure 2c). Similar TPE analysis has also been done for chickpea in India (Hajjarpoor et al., 2018).

The first step across breeding programs should be to map what stresses exist currently (in recent decades) to then analyze changes in stress patterns under future climates (Harrison et al., 2014; Lobell et al., 2015). Using TPE results to stratify the target geographic area of the breeding program, in combination with socio-economic (e.g. farmer preference) studies, breeding programs can then decide which products are most relevant and impactful. Contrary to the private sector (Cooper et al., 2014a; Voss-Fels et al., 2019a, 2019c), however, to the best of our knowledge, the extent to which this is currently done in a systematic way across the CGIAR system is very limited. Yet, taking into account the TPE definition as part of the definition of the breeding products will allow modelers to impact breeders, while allowing

breeders to discuss model results from the start of the breeding process.

2.3 | Design of ideotypes for future target environments

With a clear understanding of the target stresses for breeding, a key use of process-based crop models is to determine which traits can maximize yield in each target environment. When applied to a range of traits simultaneously, this then becomes a process referred to as ideotype design (Donald, 1968; Rasmusson, 1987). Ideotypes can be developed for current as well as for future climates via a variety of methods ranging from iterative testing changes in model parameters (Dingkuhn et al., 2015; Suriharn et al., 2011), optimization to maximize mean yield and minimize yield variability (Hammer et al., 2020; Semenov & Stratonovitch, 2013), or by developing gene- or trait \times gene-specific components into the crop models (Hoogenboom et al., 2004; Messina et al., 2006; White & Hoogenboom, 1996). Modeling in this case is based on traits that have previously indicated promise for example in boosting yield potential (Reynolds et al., 2012), adaptation to heat stress (Cossani & Reynolds, 2012), amongst others. Table 1 summarizes all existing studies in

TABLE 1 Key CGIAR model-based ideotype design studies

Crop	Region	Model	Proposed ideotype/trait change	Reference
Chickpea	South Asia and East Africa	CROPGRO (DSSAT)	<ul style="list-style-type: none"> – Increased maximum leaf photosynthesis rate, partitioning of daily growth to pods and seed-filling duration. – Drought and heat tolerance: greater rooting density, water extraction capacity, and lower sensitivity for seed-set, individual seed growth, and partitioning (depending on location) 	Singh et al. (2014)
Peanut	India	CROPGRO (DSSAT)	Longer maturity	Singh et al. (2012)
Peanut	India and West Africa	CROPGRO (DSSAT)	<ul style="list-style-type: none"> – Increased crop maturity, leaf photosynthesis, partitioning to seeds, and seed filling duration – Greater heat and drought (root traits) tolerance 	Singh et al. (2014)
Peanut	India	GLAM	Increasing maximum photosynthetic rates, total assimilate partitioned to seeds, and, where enough soil moisture is available, also maximum transpiration rates	Ramirez-Villegas and Challinor (2016)
Lentil	East Africa	SSM	<ul style="list-style-type: none"> – Shorter cycle of lentil – Limited transpiration rates under high vapor pressure deficit 	Ghanem et al. (2015)
Lentil	South Asia	SSM	<ul style="list-style-type: none"> – Shorter cycle of lentil – Limited transpiration rates under high vapor pressure deficit 	Guiguitant et al. (2017)
Sorghum	India and West Africa	CERES-Sorghum	<ul style="list-style-type: none"> – Increased crop maturity, radiation use efficiency, relative leaf size and partitioning of assimilates to the panicle. – Greater heat (lower sensitivity of reproductive processes) and drought (root traits) tolerance 	Singh et al. (2014)
Sorghum	India	APSIM	Limited transpiration rates under high vapor pressure deficit, especially combined with enhanced water extraction capacity at the root level. Smaller canopy size, later plant vigor or increased leaf appearance rate.	Kholová et al. (2014)
Pearl millet	India and West Africa	CERES-Pearl millet	<ul style="list-style-type: none"> – Increased crop duration and yield potential traits (photosynthesis, partitioning) – Drought and heat tolerance in arid and semi-arid hot tropical climates. 	Singh et al. (2017)
Rice	Africa	ORYZA2000	Greater crop duration and increased maximum photosynthetic rate at high temperatures	van Oort and Zwart (2018)
Rice	South Asia	ORYZA2000	Deeper roots (from 45 to 50 cm) to reduce plant sensitivity to drought. Drought onset occurs 3 weeks after transplanting.	Mottaleb et al. (2017)
Rice	Philippines	ORYZA2000	Greater duration and tolerance to extreme temperatures	Li and Wassman (2010)

which models have been used to design ideotypes within the CGIAR; that is, conducted by CGIAR scientists on CGIAR mandate crops and geographic areas.

The 12 studies listed in Table 1, published in a span of 9 years, indicate that CGIAR Centers are very active in this area of work. The list, while not extensive in terms of crops or countries (i.e. covers five crops across five countries), offers valuable insights as to the methods used and the potential value of these analyses for breeding programs. Foremost, we note that all studies use systematic parameter modifications to create ideotypes, which suggests opportunities to explore optimization methods as well as more direct gene-to-phenotype modeling (e.g. van Eeuwijk et al., 2019). Additionally, the similarity in the ideotypes proposed for different studies (e.g. chickpea, sorghum and groundnut) suggests the need for refinement in the traits assessed through discussion with crop improvement teams, or through the use of more detailed eco-physiological models (Dingkuhn et al., 2016; Rebolledo et al., 2015). Such similarity could also suggest that the models may fail to capture cropping system dynamics realistically when subjected to these parameter modifications. Furthermore, little connection is seen in most studies between the parameter variations proposed and existing ideotypes for these crops, except for the study of Mottaleb et al. (2017). Additionally, there is a need to ensure that parameter modifications, especially when several traits are simulated simultaneously, are done within realistic biological bounds (Koornneef & Stam, 2001).

Finally, we note that moving from a set of prescribed changes in model parameter values (as reported in the studies listed in Table 1) to a range of phenotypic screens that can be feasibly measured and selected for in breeding trials is not a trivial process. Most notably, it requires delivering information on (i) the available genetic diversity, (ii) heritability, and (iii) high-throughput phenotyping methods for the trait in question. Future research within and outside the CGIAR will need to capitalize on existing well-calibrated models, results from environmental characterization, methods to connect eco-physiological models with genetic data (see Sect. 2.4), in better connection with existing ideotypes and crop improvement teams and their knowledge, needs and priorities.

2.4 | Assisting varietal selection through linking crop models and genetic information

A more recent area of work aims at directly linking crop model and genetic information with the aim of addressing two different, but related, questions (i) what is the phenotypic response of a set of genotypes for which the genetics are known, but on which no phenotyping has been conducted?; and (ii) what is the phenotypic response of a set of genotypes (with known genetics) in a location where environmental (soil, climate)

characteristics are known, but no phenotyping has been conducted? As the methods to be used may depend on the crop and geographic areas of interest (e.g. due to differences in data availability, targets, and breeding methods), several potential avenues need to be explored to address these questions (Asseng et al., 2019a). These are discussed below.

2.4.1 | Link environmental information into genomic selection models

Genomic selection (GS) that leverages genome-wide molecular marker information to select individuals based on their predicted genetic merit (Meuwissen et al., 2001) is a promising tool for accelerating crop genetic gains in the face of climate change. In a recent paper, Zhang et al. (2017) reported genetic gains of 0.225 ton ha⁻¹ per cycle (or 0.100 ton ha⁻¹ year⁻¹) from rapid cycling genomic selection for four recombination cycles in a multi-parental CIMMYT tropical maize population (Figure 3). However, in spite of these early findings and the fact that GS has revolutionized animal breeding by increasing the accuracy of selections and reducing cycle time and cost (Hayes et al., 2013; Hickey et al., 2017), its implementation in CGIAR crop breeding programs is still limited (focusing primarily on the major cereals), in part due to costs associated with routine evaluation and relatively low prediction accuracy due to $G \times E$.

CGIAR has done extensive research to evaluate the genomic predictabilities of several traits including phenology, grain yield and its components, disease resistance, quality and micronutrients (Crossa et al., 2016a; Grenier et al., 2015; Juliana et al., 2017a; Juliana et al., 2018; Sukumaran et al., 2018). The accuracy of forward predictions for grain yield (using a previous nursery/year to predict the next nursery/year) is, however, low and highly influenced by the environment (Juliana et al., 2018), thereby highlighting the importance of incorporating environmental data in genomic prediction models for grain yield (Bhandari et al., 2019; van Eeuwijk et al., 2019). Several novel methods and statistical models for modeling genomic relationships, pedigree relationships, environmental data and genomic \times environment ($G_i \times E$) interactions have been developed and evaluated in the CGIAR. These methods (see Table 2) vary in the type of information they use as input, the way they assess $G_i \times E$ interactions, and their prediction purpose and accuracy. Notably, studies comparing the predictive abilities of some of these approaches have also been conducted (Juliana et al., 2017b; Montesinos-López et al., 2018a; Pérez-Rodríguez et al., 2012).

While GS models are promising tools to accelerate breeding gains, further research is needed to understand how they fit in different stages of the breeding cycle, their comparative advantage over conventional breeding, their integration with

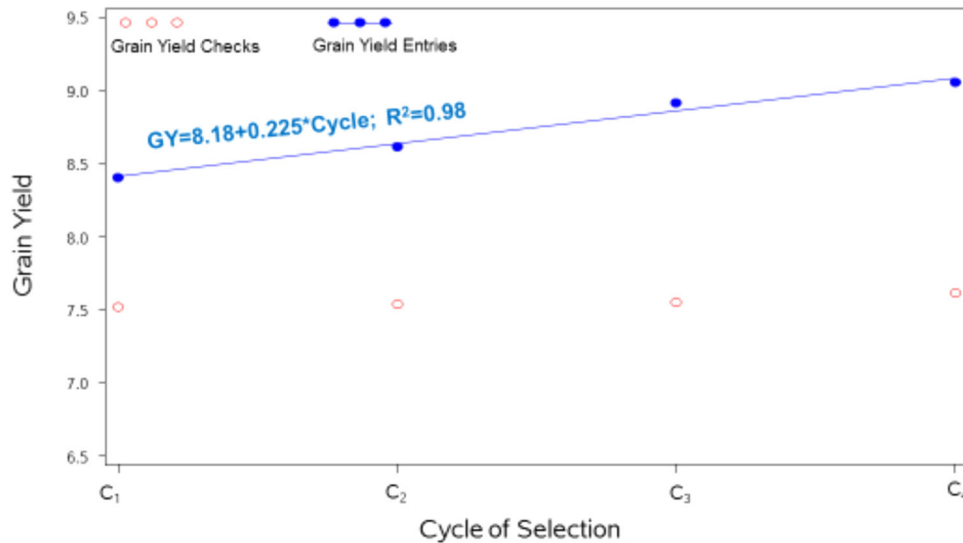


FIGURE 3 Response to rapid GS cycling for grain yield from the rapid cycling recombination genomic selection for four cycles (C₁, C₂, C₃, and C₄). Colored dots indicate means of the checks (red) and of the entries (blue). Figure taken from Zhang et al. (2017)

rapid cycling technologies such as speed breeding (Voss-Fels et al., 2019b), and the type of approach used to integrate crop and genomic models (Messina et al., 2018; van Eeuwijk et al., 2019; Voss-Fels et al., 2019a). Experience for hybrid maize breeding in the private sector, however, offers evidence of the potential of GS for enhancing breeding gains (Cooper et al., 2014b, 2020).

2.4.2 | Models that capture trait-trait relationships

Crop models aimed at capturing trait-trait relationships, developed with sufficient simplicity to be understandable, yet with enough mechanistic detail to be robust, can also help crop improvement teams in the selection process. CGIAR involvement and leadership in this area is very limited. These models can be useful in situations where a trait is too difficult to screen but is clearly predictable on the basis of other, more easily measurable, traits. Fundamental changes in the structure of current crop models would, however, be required for this approach to be implemented. That is, models should be sufficiently generic to be applicable across genotypes with limited or no calibration requirements (Holzworth et al., 2014; Kholová et al., 2014; Soltani & Sinclair, 2012). More flexibility in the types of model inputs may also be required when dynamic changes in certain plant traits are used as predictors. For instance, prediction modeling for genotype values can use correlated physiological traits measured using high-throughput phenotyping (HTP) platforms. This, in turn, facilitates indirect selection for grain yield in early-generations. Integration of HTP data for canopy reflectance and vegetation indices in genomic and pedigree-relationship based prediction

models has proven to increase prediction accuracies in several studies (Juliana et al., 2019; Rutkoski et al., 2016; Sun et al., 2017, 2019).

2.4.3 | Gene-based crop simulation models

Another way to couple crop models and genetic data is to develop models or model components that, from the start, use genetic and environmental information and are based on empirical relationships from available agronomic trial and marker data. This can be achieved through a highly dynamic approach (Hwang et al., 2017), at the expense of increasing uncertainty, or through prediction of crop state variables at coarser time scales, at the expense of mechanistic detail. Dynamic approaches that link genetic information with crop simulation models have proved successful for crop development variables (i.e. phenology) (White & Hoogenboom, 1996; White et al., 2008; Yin et al., 2004) as well as for more complex traits (Bertin et al., 2010; Chenu et al., 2009). The current level of direct engagement and leadership by the CGIAR in this line of work is very limited, likely due to a combination of CGIAR center-specific focus, funding sources for modelers, and limited uptake and applicability of these models in CGIAR breeding programs.

2.5 | Optimization of breeding methods through genetic modeling and simulation

In addition to modeling of cropping systems and trait-specific responses, simulation work also extends to the design of breeding pipelines. While not directly related to crop modeling, we include this area of work in our review as constitutes

TABLE 2 List of statistical approaches that incorporate environmental information into genomic prediction models

	Method description	Reference(s)
i	Prediction model integrating pedigree based additive genetic covariances between relatives and $G \times E$ interactions	Crossa et al. (2006)
ii	Multi-environment prediction framework for modeling $G \times E$ interactions using pedigree and genomic information	Burgueño, de los Campos, Weigel, and Crossa (2012)
iii	Reaction norm model for incorporating the main and interaction effects of high-dimensional markers and environmental covariates	Jarquín et al. (2014)
iv	Threshold models incorporating $G_i \times E$ and additive \times additive \times environment ($G \times G \times E$) interactions for predicting ordinal categorical traits	Montesinos-López et al. (2015)
v	Bayesian mixed-negative binomial genomic regression model for count data that integrates $G \times E$ interactions	Montesinos-López et al. (2016)
vi	Marker \times environment interaction ($M_k \times E$) genomic model for predicting non-phenotyped individuals and identifying genomic regions associated with yield stability and environmental specificity	Crossa et al. (2016)
vii	Models integrating genomic, pedigree and environmental covariates for predicting grain yield in different agro-ecological zones	Saint Pierre et al. (2016)
viii	$G \times E$ interaction kernel regression models using nonlinear Gaussian kernels for modelling marker main effects and marker-specific interaction effects	Cuevas et al. (2017)
ix	Single-step approach incorporating genomic, pedigree and $G \times E$ interaction information for predicting wheat lines in South Asia	Pérez-Rodríguez et al. (2017)
x	Pedigree-based reaction norm model incorporating $G \times E$ interactions for multi-environment trial data	Sukumaran, Crossa, Jarquín, and Reynolds (2017),
xi	Bayesian approach and a recommender systems approach for predicting multiple traits evaluated in multiple environments	Montesinos-López et al. (2016, 2018b)
xii	$G \times E$ interaction model in durum wheat evaluated using three cross-validation (CV) schemes for predicting incomplete field trials (CV2), new lines (CV1), and lines in untested environments (CV0)	Roorkiwal et al. (2018); Sukumaran et al. (2018)

part of the simulation tools available to crop improvement teams. These computer tools are capable of simulating the performance of a breeding strategy. For instance, QuLine, can simulate the selection of inbred lines, which means most major food cereals in the world, plus basically all leguminous crops (Wang & Pfeiffer, 2007; Wang et al., 2003, 2005). QuLine has been used to compare and optimize conventional selection strategies (Li et al., 2013b; Wang et al., 2003, 2009), to predict cross performance using known gene information (Wang et al., 2005), and optimize marker assisted selection to pyramid multiple genes (Wang et al., 2007).

3 | LIMITATIONS OF EXISTING APPROACHES AND FUTURE WORK

The use of crop models to accelerate breeding under changing climates is a complex and rapidly evolving area of work, especially with regard to linking crop models and genetic data. At the same time, with the availability and affordability of high throughput phenotyping and genotyping technologies, most breeding programs are undergoing major transformations in the way they operate, most notably through the incor-

poration of genomic selection and modeling. The CGIAR is no exception to these transformations, as shown by the establishment of the Excellence in Breeding Platform and the Crops to End Hunger Initiative¹, and the existing research on genomic selection (Sect. 2.4.1). Under these initiatives, breeding programs are expected to become more focused and impactful, with clearly set product profiles that clearly outline geographic, farmer and consumer, as well as trait priorities. Hence, it is in the context of these transformations that crop modeling needs to operate, in an effective, flexible and agile way, to provide crop improvement teams with tools and information that can help them make informed decisions.

An emerging result from the review of Sect. 2 is that there is no common protocol or approach in the CGIAR to inform breeding programs. This is in part due to the diversity of methods and approaches used, but also due to the lack of collaboration platforms for crop modelers, as well as between modelers

¹ The CGIAR Crops to End Hunger Initiative (CtEH Initiative) seeks to improve and modernize CGIAR crop breeding programs, moving toward using improved breeding approaches. See document of the 8th CGIAR System Council meeting here <https://storage.googleapis.com/cgiarorg/2019/04/SC8-08-CtEH-Module.pdf>.

and crop improvement teams. In addition, varying degrees of leadership by the CGIAR and coordination between CGIAR Centers also exists with respect to the integration of modeling into breeding programs. As a result, crop modeling activities have little perceived and actual impact on breeding decisions and the breeding process itself. We highlight four suggestions for targeted joint work across the modeling and breeding communities.

- (i) **Actively take part in the transformation of the breeding programs.** Many CGIAR modeling studies, especially those focused on ideotype design, fail to capture the range of traits relevant in crop improvement, the range of model outputs and spatial and temporal scales that would be useful to them, and the parts of the breeding process that need to be informed (see Sect. 2.3). As breeding programs become more modern (Voss-Fels et al., 2019c), crop modelers need to be an active part of crop improvement, ensuring crop improvement teams are truly multidisciplinary, including crop physiology and modeling, quantitative genetics, genomic prediction and breeding. Given its potential to enhance breeding gains (Messina et al., 2018; Voss-Fels et al., 2019a), a critical part of this endeavor will be the integration of crop modeling with genomic selection (Sect. 2.4.1), and the use of crop models to map and stratify stress variation and response in the target breeding area (Sect. 2.2). As has been demonstrated by some private sector breeding programs (e.g. Cooper et al. 2014), if these tools are integrated to enable the definition and implementation of breeding products, the impact of the breeding programs can be maximized.
- (ii) **Move towards simpler models that ably simulate key traits and their responses across environments and management conditions.** In the last decade, most model improvements have been relatively slow (compared to the rate of knowledge generation), limited by data availability, typically incremental (i.e. without thinking out of the box), and focused on a small range of crops (Challinor et al., 2014; Maiorano et al., 2017). At the same time, because crop models are increasingly being used beyond their original design purposes, they have also tended to become overly complex. Furthermore, as summarized by Rötter et al. (2011) and Challinor et al. (2018), major limitations exist in process-based crop models regarding the processes they consider, the accuracy and precision with which they do so, and the true significance of their parameters. New models need to be designed that specifically incorporate those traits that are of importance to CGIAR breeding programs and crops, as well as their response to key stresses and their interactions, considering the proper balance between parsimony, and biological relevance (Hammer et al., 2019). Leapfrog changes in crop modeling frameworks, such as those proposed by Droutsas et al. (2019) and Soltani and Sinclair (2011, 2012), offer promise in creating models that can be more effectively and rapidly improved to support the breeding process (e.g. by adding new processes and/or traits, or by connecting them with genetic or phenotypic data) (e.g. Messina et al., 2015). A documented portfolio of models will allow selection of best-bet models on a case-by-case basis.
- (iii) **Modernize data storage and interoperability.** Collaboration across researchers in crop modeling in global or regional projects, including the Agricultural Model Inter-comparison Project (AgMIP), has helped the crop modeling community to identify high-value datasets (Asseng et al., 2015; Raymundo et al., 2018), resulting in improved models with greater applicability for breeding under future climates, for example for heat stress response on wheat (Asseng et al., 2013, 2014, 2019b), or CO₂ response on maize (Durand et al., 2018). As breeding programs become more data-driven (e.g. through the application of genomic selection), joint efforts between the modeling and breeding communities will help develop and deploy common standards and inter-connected data storage, translation, transfer, and use platforms that enable the seamless integration of crop modeling into breeding methods.
- (iv) **Fully take advantage of phenotyping and breeding data for modeling key traits.** Lack of appropriate documentation and benchmarking and extensive model evaluation across target breeding environments implies that the range of model capabilities is generally poorly understood within the modeling community itself (Challinor et al., 2018; Ramirez-Villegas et al., 2015), and even less so by the breeding community. Testing models against experimental data will generate closer links between crop model parameter sets and specific crop varieties, and enable faster and more targeted model development and improvement.

4 | CONCLUSIONS

We have reviewed the use of crop models in support of accelerated breeding, with a particular focus on the CGIAR. Crop modeling can support breeding efforts in many ways, including assessing genotypic adaptability and stability, characterizing and identifying target breeding environments, identifying traits and/or eco-physiological characteristics that maximize yield for such environments, and making predictions about the breeding value of the genotypes. Crop modeling science, especially within the CGIAR, has contributed to all of these, with clear strengths around knowledge generation on eco-physiology, the translation of such

knowledge into crop model development and evaluation, and the assessment of $G \times E \times M$ interactions. However, much progress remains to be made if crop modeling is to effectively contribute to the accelerated breeding rates required to adapt to climate change (see Sect. 1.2).

In a decade in which major CGIAR system breeding program transformations are expected, crop modelers will need to be part of crop improvement teams, with a common understanding of breeding pipelines and model capabilities and limitations, and common data and protocols, ensuring they follow and deliver according to common and clearly defined breeding products. Doing so will imply more rapid and better targeted crop model improvement activities, and ‘thinking out of the model box’ to create novel approaches that capitalize on the availability of genetic data, thus ultimately allowing the use of the knowledge embedded in current models to effectively address breeding program questions. Standard tests of crop model skill, whilst requiring perhaps a little courage on the part of modelers, will ultimately be of great service to the modelling and breeding communities, as well as those who use the results of their work.


ACKNOWLEDGMENTS

The authors would like to express their gratitude to USAID and to the donors to the CGIAR System Council. This work was supported by the CGIAR research programs (CRPs) on Grain Legumes (GL), RICE, MAIZE, and WHEAT agri-food systems, the CGIAR Platform for Big Data in Agriculture, and Excellence in Breeding. JR-V and AJC acknowledge support from the CGIAR Research Program on Climate Change, Agriculture and Food Security (CCAFS) through its Flagship 2 on Climate-Smart Practices and Technologies. CCAFS is carried out with support from CGIAR Trust Fund Donors and through bilateral funding agreements. For details, please visit <https://ccaafs.cgiar.org/donors>. The views expressed in this paper cannot be taken to reflect the official opinions of these organizations. Authors thank Martin J. Kropff for insightful comments, encouragement and literature on modeling $G \times E \times M$ interactions and gene-to-phenotype models. Authors also thank two anonymous reviewers and Charlie Messina (Editor) for their constructive feedback.

CONFLICT OF INTEREST

The authors declare no conflict of interest

ORCID

Julian Ramirez-Villegas 

<https://orcid.org/0000-0002-8044-583X>

Jose Crossa  <https://orcid.org/0000-0001-9429-5855>

Sivakumar Sukumaran 

<https://orcid.org/0000-0003-4088-4624>

REFERENCES

- Aggarwal, P. K., Kropff, M. J., Cassman, K. G., & ten Berge, H. F. M. (1997). Simulating genotypic strategies for increasing rice yield potential in irrigated, tropical environments. *Field Crops Research*, 51, 5–17. [https://doi.org/10.1016/s0378-4290\(96\)01044-1](https://doi.org/10.1016/s0378-4290(96)01044-1).
- Angulo, C., Rötter, R., Lock, R., Enders, A., Fronzek, S., & Ewert, F. (2013). Implication of crop model calibration strategies for assessing regional impacts of climate change in Europe. *Agricultural and Forest Meteorology*, 170, 32–46. <https://doi.org/10.1016/j.agrformet.2012.11.017>.
- Artacho, P., Meza, F., & Alcalde, J. A. (2011). Evaluation of the oryza2000 rice growth model under nitrogen-limited conditions in an irrigated mediterranean environment. *Chilean journal of agricultural research*, 71, 23–33. <https://doi.org/10.4067/S0718-58392011000100003>.
- Asseng, S., Ewert, F., Martre, P., Rosenzweig, C., Jones, J. W., Hatfield, J., ... Wolf, J. (2015). Benchmark data set for wheat growth models: Field experiments and AgMIP multi-model simulations. *Open Data Journal For Agricultural Research*, 1, 1–5.
- Asseng, S., Ewert, F., Martre, P., Rötter, R. P., Lobell, D. B., Cammarano, D., ... Zhu, Y. (2014). Rising temperatures reduce global wheat production. *Nature Climate Change*, 5, 143–147. <https://doi.org/10.1038/nclimate2470>.
- Asseng, S., Ewert, F., Rosenzweig, C., Jones, J. W., Hatfield, J. L., Ruane, A. C., ... Wolf, J. (2013). Uncertainty in simulating wheat yields under climate change. *Nature Climate Change*, 3, 827–832. <https://doi.org/10.1038/nclimate1916>.
- Asseng, S., Martre, P., Ewert, F., Dreccer, M. F., Beres, B. L., Reynolds, M., ... Baenziger, P. S. (2019a). Model-driven multidisciplinary global research to meet future needs: The case for “improving radiation Use efficiency to increase yield.” *Crop Science*, 59, 843. <https://doi.org/10.2135/cropsci2018.09.0562>.
- Asseng, S., Martre, P., Maiorano, A., Rötter, R. P., O’Leary, G. J., Fitzgerald, G. J., ... Ewert, F. (2019b). Climate change impact and adaptation for wheat protein. *Global Change Biology*, 25, 155–173. <https://doi.org/10.1111/gcb.1448.1>.
- Banternrg, P., Patanothai, A., Pannangpetch, K., Jogloy, S., & Hoogenboom, G. (2006). Yield stability evaluation of peanut lines: A comparison of an experimental versus a simulation approach. *Field Crops Research*, 96, 168–175. <https://doi.org/10.1016/j.fcr.2005.06.008>.
- Bertin, N., Martre, P., Génard, M., Quilot, B., & Salon, C. (2010). Under what circumstances can process-based simulation models link genotype to phenotype for complex traits? Case-study of fruit and grain quality traits. *Journal of Experimental Botany*, 61, 955–967. <https://doi.org/10.1093/jxb/erp377>.
- Betts, R. A., Collins, M., Hemming, D. L., Jones, C. D., Lowe, J. A., & Sanderson, M. G. (2011). When could global warming reach 4°C? *Philosophical Transactions of The Royal Society A Mathematical Physical and Engineering Sciences*, 369, 67–84. <https://doi.org/10.1098/rsta.2010.0292>.
- Bhandari, A., Bartholomé, J., Cao-Hamadoun, T.-V., Kumari, N., Frouin, J., Kumar, A., & Ahmadi, N. (2019). Selection of trait-specific markers and multi-environment models improve genomic predictive ability in rice (F.A. Feltus, editor). *Plos One*, 14, e0208871. <https://doi.org/10.1371/journal.pone.0208871>.
- Bogard, M., Biddulph, B., Zheng, B., Hayden, M. J., Kuchel, H., Mullan, D., ... Chapman, S. C. (2020). Genetics for heading date and simulation model parameters can optimize flowering time in spring

- wheat in current and future climate. *Crop Science*, 60, this issue. <https://doi.org/10.1002/csc2.20113>.
- Boote, K. J., Jones, J. W., & Pickering, N. B. (1996). Potential uses and limitations of crop models. *Agronomy Journal*, 88, 704–716.
- Boote, K. J., Jones, J. W., White, J. W., Asseng, S., & Lizaso, J. I. (2013). Putting mechanisms into crop production models. *Plant, Cell & Environment*, 36, 1658–1672. <https://doi.org/10.1111/pce.12119>.
- Bouman, B. A. M., Kropff, M. J., Tuong, T. P., Wopereis, M. C. S., Berge, H. F. M., Ten, L., ... Van, H. H. (2001). *ORYZA2000: Modeling lowland rice*. Philippines: International Rice Research Institute, Los Baños.
- Burgueño, J., de los Campos, G., Weigel, K., & Crossa, J. (2012). Genomic prediction of breeding values when modeling genotype \times environment interaction using pedigree and dense molecular markers. *Crop Science*, 52, 707. <https://doi.org/10.2135/cropsci2011.06.0299>.
- Cairns, J. E., Hellin, J., Sonder, K., Araus, J. L., MacRobert, J. F., Thierfelder, C., & Prasanna, B. M. (2013). Adapting maize production to climate change in sub-Saharan Africa. *Food Security*, 5, 345–360. <https://doi.org/10.1007/s12571-013-0256-x>.
- Cairns, J. E., & Prasanna, B. (2018). Developing and deploying climate-resilient maize varieties in the developing world. *Current Opinion in Plant Biology*, 45, 226–230. <https://doi.org/10.1016/j.pbi.2018.05.004>.
- Campbell, B. M., Vermeulen, S. J., Aggarwal, P. K., Corner-Dolloff, C., Girvetz, E., Loboguerrero, A. M., ... Wollenberg, E. (2016). Reducing risks to food security from climate change. *Global Food Security*, 11, 34–43. <https://doi.org/10.1016/j.gfs.2016.06.002>.
- Challinor, A. J., Koehler, A.-K., Ramirez-Villegas, J., Whitfield, S., & Das, B. (2016). Current warming will reduce yields unless maize breeding and seed systems adapt immediately. *Nature Climate Change*, 6, 954–958. <https://doi.org/10.1038/nclimate3061>.
- Challinor, A., Martre, P., Asseng, S., Thornton, P., & Ewert, F. (2014). Making the most of climate impacts ensembles. *Nature Climate Change*, 4, 77–80. <https://doi.org/10.1038/nclimate2117>.
- Challinor, A. J., Müller, C., Asseng, S., Deva, C., Nicklin, K. J., Wallach, D., ... Koehler, A. K. (2018). Improving the use of crop models for risk assessment and climate change adaptation. *Agricultural Systems*, 159, 296–306. <https://doi.org/10.1016/j.agsy.2017.07.010>.
- Challinor, A. J., Osborne, T., Morse, A., Shaffrey, L., Wheeler, T., Wallach, D., ... Koehler, A. K. (2009). Methods and resources for climate impacts research. *Bulletin of the American Meteorological Society*, 90, 836–848. <https://doi.org/10.1175/2008BAMS2403.1>.
- Challinor, A. J., Simelton, E. S., Fraser, E. D. G., Hemming, D., & Collins, M. (2010). Increased crop failure due to climate change: Assessing adaptation options using models and socio-economic data for wheat in China. *Environmental Research Letters*, 5, 34012.
- Chenu, K. (2015). Characterizing the crop environment – Nature, significance and applications (pp. 321–348). *Crop Physiology*. Elsevier.
- Chenu, K., Chapman, S. C., Tardieu, F., McLean, G., Welcker, C., & Hammer, G. L. (2009). Simulating the yield impacts of organ-level quantitative trait loci associated with drought response in maize: A “gene-to-phenotype” modeling approach. *Genetics*, 183, 1507–1523. <https://doi.org/10.1534/genetics.109.105429>.
- Chenu, K., Cooper, M., Hammer, G. L., Mathews, K. L., Dreccer, M. F., & Chapman, S. C. (2011). Environment characterization as an aid to wheat improvement: Interpreting genotype-environment interactions by modelling water-deficit patterns in North-Eastern Australia. *Journal of Experimental Botany*, 62, 1743–1755. <https://doi.org/10.1093/jxb/erq459>.
- Chenu, K., Dehifard, R., & Chapman, S. C. (2013). Large-scale characterization of drought pattern: A continent-wide modelling approach applied to the Australian wheatbelt - spatial and temporal trends. *New Phytologist*, 198, 801–820. <https://doi.org/10.1111/nph.12192>.
- Cock, J. H., Franklin, D., Sandoval, G., & Juri, P. (1979). The ideal cassava plant for maximum yield. *Crop Science*, 19, 271–279. <https://doi.org/10.2135/cropsci1979.0011183X001900020025x>.
- Condori, B., Hijmans, R. J., Ledent, J. F., & Quiroz, R. (2014). Managing potato biodiversity to cope with frost risk in the high Andes: A modeling perspective. *Plos One*, 9, e81510. <https://doi.org/10.1371/journal.pone.0081510>.
- Condori, B., Hijmans, R. J., Quiroz, R., & Ledent, J. F. (2010). Quantifying the expression of potato genetic diversity in the high Andes through growth analysis and modeling. *Field Crops Research*, 119, 135–144. <https://doi.org/10.1016/j.fcr.2010.07.003>.
- Cooper, M., Gho, C., Leafgren, R., Tang, T., & Messina, C. (2014a). Breeding drought-tolerant maize hybrids for the US corn belt: Discovery to product. *Journal of Experimental Botany*, 65, 6191–6204. <https://doi.org/10.1093/jxb/eru064>.
- Cooper, M., Messina, C. D., Podlich, D., Totir, L. R., Baumgarten, A., Hausmann, N. J., ... Graham, G. (2014b). Predicting the future of plant breeding: Complementing empirical evaluation with genetic prediction. *Crop Pasture Science*, 65, 311. <https://doi.org/10.1071/CP14007>.
- Cooper, M., Tang, T., Gho, C., Hart, T., Hammer, G., & Messina, C. (2020). Integrating genetic gain and gap analysis to predict improvements in crop productivity. *Crop Science*, 60, this issue. <https://doi.org/10.1002/csc2.20109>.
- Cossani, C. M., & Reynolds, M. P. (2012). Physiological Traits for Improving Heat Tolerance in Wheat. *Plant Physiology*, 160, 1710–1718. <https://doi.org/10.1104/pp.112.207753>.
- Crossa, J., Burgueño, J., Cornelius, P. L., McLaren, G., Trethowan, R., & Krishnamachari, A. (2006). Modeling genotype \times environment interaction using additive genetic covariances of relatives for predicting breeding values of wheat genotypes. *Crop Science*, 46, 1722–1733. <https://doi.org/10.2135/cropsci2005.11-0427>.
- Crossa, J., Jarquín, D., Franco, J., Pérez-Rodríguez, P., Burgueño, J., Saint-Pierre, C., ... Singh, S. (2016a). Genomic prediction of gene bank wheat landraces. *G3 Genes|Genomes|Genetics*, 6, 1819–1834. <https://doi.org/10.1534/g3.116.029637>.
- Crossa, J., De Los Campos, G., Maccaferri, M., Tuberosa, R., Burgueño, J., & Pérez-Rodríguez, P. (2016b). Extending the marker \times environment interaction model for genomic-enabled prediction and genome-wide association analysis in durum wheat. *Crop Science*, 56, 2193–2209. <https://doi.org/10.2135/cropsci2015.04.0260>.
- Crossa, J., Yang, R.-C., & Cornelius, P. L. (2004). Studying crossover genotype \times environment interaction using linear-bilinear models and mixed models. *Journal of Agricultural, Biological, and Environmental Statistics*, 9, 362–380. <https://doi.org/10.1198/108571104X4423>.
- Cuevas, J., Crossa, J., Montesinos-López, O. A., Burgueño, J., Pérez-Rodríguez, P., & de los Campos, G. (2017). Bayesian genomic prediction with genotype \times environment interaction kernel models. *G3 Genes|Genomes|Genetics*, 7, 41–53. <https://doi.org/10.1534/g3.116.035584>.
- Deryng, D., Conway, D., Ramankutty, N., Price, J., & Warren, R. (2014). Global crop yield response to extreme heat stress under multiple

- climate change futures. *Environmental Research Letters*, 9, 034011. <https://doi.org/10.1088/1748-9326/9/3/034011>.
- Deryng, D., Sacks, W. J., Barford, C. C., & Ramankutty, N. (2011). Simulating the effects of climate and agricultural management practices on global crop yield. *Global Biogeochemical Cycles*, 25, GB2006. <https://doi.org/10.1029/2009gb003765>.
- Dingkuhn, M., Kumar, U., Laza, M., & Pasco, R. (2016). *SAMARA: A crop model for simulating rice phenotypic plasticity* (pp. 45–46). Berlin, Germany: International Crop Modeling Symposium iCROM 2016.
- Dingkuhn, M., Laza, M. R. C., Kumar, U., Mendez, K. S., Collard, B., Jagadish, K., ... Sow, A. (2015). Improving yield potential of tropical rice: Achieved levels and perspectives through improved ideotypes. *Field Crops Research*, 182, 43–59. <https://doi.org/10.1016/j.fcr.2015.05.025>.
- Donald, C. M. (1968). The breeding of crop ideotypes. *Euphytica*, 17, 385–403. <https://doi.org/10.1007/bf00056241>.
- Drotsas, I., Challinor, A. J., Swiderski, M., & Seme, M. A. (2019). nov New modelling technique for improving crop model performance - Application to the GLAM model. *Environmental Modelling & Software*, 118, 187–200. <https://doi.org/10.1016/j.envsoft.2019.05.005>.
- Durand, J.-L., Delusca, K., Boote, K., Lizaso, J., Manderscheid, R., Weigel, H. J., ... Zhao, Z. (2018). How accurately do maize crop models simulate the interactions of atmospheric CO₂ concentration levels with limited water supply on water use and yield? *European Journal of Agronomy*, 100, 67–75. <https://doi.org/10.1016/j.eja.2017.01.002>.
- van Eeuwijk, F. A., Bustos-Korts, D., Millet, E. J., Boer, M. P., Kruijer, W., Thompson, A., ... Chapman, S. C. (2019). Modelling strategies for assessing and increasing the effectiveness of new phenotyping techniques in plant breeding. *Plant Science*, 282, 23–39. <https://doi.org/10.1016/j.plantsci.2018.06.018>.
- Ersoz, E. S., Martin, N. F., & Stapleton, A. E. (2020). On to the next chapter for crop breeding: Convergence with data science. *Crop Science*, 60, this issue. <https://doi.org/10.1002/csc2.20054>.
- Evenson, R. E., & Gollin, D. (2003). Assessing the impact of the Green Revolution, 1960 to 2000. *Science*, 300, 758–762. <https://doi.org/10.1126/science.1078710>.
- Fischer, T., Byerlee, D., & Edmeades, G. (2014). *Crop yields and global food security: Will yield increase continue to feed the world?* Canberra: ACIAR Monograph No. 158.
- Fleisher, D. H., Condori, B., Quiroz, R., Alva, A., Asseng, S., Barreda, C., ... Franke, A. C. (2017). A potato model intercomparison across varying climates and productivity levels. *Global Change Biology*, 23, 1258–1281. <https://doi.org/10.1111/gcb.13411>.
- Gabriel, L. F., Streck, N. A., Roberti, D. R., Chielle, Z. G., Uhlmann, L. O., Rocha da Silva, M., & Dalmolin da Silva, S. (2014). Simulating cassava growth and yield under potential conditions in southern Brazil. *Agronomy Journal*, 106, 1119–1137. <https://doi.org/10.2134/agronj2013.0187>.
- Gaffney, J., Schussler, J., Löffler, C., Cai, W., Paszkiewicz, S., Messina, C., ... Cooper, M. (2015). Industry-scale evaluation of maize hybrids selected for increased yield in drought-stress conditions of the US corn belt. *Crop Science*, 55, 1608. <https://doi.org/10.2135/cropsci2014.09.0654>.
- Gbegbelegbe, S., Cammarano, D., Asseng, S., Robertson, R., Chung, U., Adam, M., ... Nelson, G. (2017). Baseline simulation for global wheat production with CIMMYT mega-environment specific cultivars. *Field Crops Research*, 202, 122–135. <https://doi.org/10.1016/j.fcr.2016.06.010>.
- Ghanem, M. E., Marrou, H., Biradar, C., & Sinclair, T. R. (2015). Production potential of lentil (*Lens culinaris* Medik.) in East Africa. *Agricultural Systems*, 137, 24–38. <https://doi.org/10.1016/j.agsy.2015.03.005>.
- van Ginkel, M., Trethowan, R., Ammar, K., Wang, J., & Lillemo, M. (2002). Guide to bread wheat breeding at CIMMYT (rev). Wheat Special Report No. 5. Mexico, D.F.
- Gourdji, S. M., Mathews, K. L., Reynolds, M., Crossa, J., & Lobell, D. B. (2013a). An assessment of wheat yield sensitivity and breeding gains in hot environments. *Proceedings of the Royal Society B: Biological Sciences*, 280. <https://doi.org/10.1098/rspb.2012.2190>.
- Gourdji, S. M., Sibley, A. M., & Lobell, D. B. (2013b). Global crop exposure to critical high temperatures in the reproductive period: Historical trends and future projections. *Environmental Research Letters*, 8, 024041. <https://doi.org/10.1088/1748-9326/8/2/024041>.
- Grenier, C., Cao, T.-V., Ospina, Y., Quintero, C., Châtel, M. H., Tohme, J., ... Papa, R. (2015). Accuracy of genomic selection in a rice synthetic population developed for recurrent selection breeding (R. Papa, editor). *Plos One*, 10, e0136594. <https://doi.org/10.1371/journal.pone.0136594>.
- Guiguitant, J., Marrou, H., Vadez, V., Gupta, P., Kumar, S., Soltani, A., ... Ghanem, M. E. (2017). Relevance of limited-transpiration trait for lentil (*Lens culinaris* Medik.) in South Asia. *Field Crops Research*, 209, 96–107. <https://doi.org/10.1016/j.fcr.2017.04.013>.
- Habash, D. Z., Kehel, Z., & Nachit, M. (2009). Genomic approaches for designing durum wheat ready for climate change with a focus on drought. *Journal of Experimental Botany*, 60, 2805–2815. <https://doi.org/10.1093/jxb/erp211>.
- Hajjarpoor, A., Vadez, V., Soltani, A., Gaur, P., Whitbread, A., Suresh Babu, D., ... Diancumba, M. (2018). Characterization of the main chickpea cropping systems in India using a yield gap analysis approach. *Field Crops Research*, 223, 93–104. <https://doi.org/10.1016/j.fcr.2018.03.023>.
- Hammer, G. L., & Broad, I. J. (2003). Genotype and environment effects on dynamics of harvest index during grain filling in sorghum. *Agronomy Journal*, 95, 199–206. <https://doi.org/10.2134/agronj2003.1990>.
- Hammer, G. L., McLean, G., van Oosterom, E., Chapman, S., Zheng, B., Wu, A., ... Jordan, D. (2020). Designing crops for adaptation to the drought and high temperature risks anticipated in future climates. *Crop Science*, 60, this issue. <https://doi.org/10.1002/csc2.20110>.
- Hammer, G., Messina, C., Wu, A., & Cooper, M. (2019). Biological reality and parsimony in crop models—why we need both in crop improvement! *In Silico Plants*, 1. <https://doi.org/10.1093/insilicoplants/diz010>.
- Harrison, M. T., Tardieu, F., Dong, Z., Messina, C. D., & Hammer, G. L. (2014). Characterizing drought stress and trait influence on maize yield under current and future conditions. *Global Change Biology*, 20, 867–878. <https://doi.org/10.1111/gcb.12381>.
- Hayes, B. J., Lewin, H. A., & Goddard, M. E. (2013). The future of livestock breeding: Genomic selection for efficiency, reduced emissions intensity, and adaptation. *Trends in Genetics*, 29, 206–214. <https://doi.org/10.1016/j.tig.2012.11.009>.
- Heinemann, A. B., Barrios-Perez, C., Ramirez-Villegas, J., Arango-Londono, D., Bonilla-Findji, O., Medeiros, J. O., & Jarvis, A. (2015). Variation and impact of drought-stress patterns across upland rice target population of environments in Brazil. *Journal of Experimental Botany*, 66, 3625–3638. <https://doi.org/10.1093/jxb/erv126>.

- Heinemann, A. B., Ramirez-Villegas, J., Rebolledo, M. C., Costa Neto, G. M. F., & Castro, A. P. (2019). Upland rice breeding led to increased drought sensitivity in Brazil. *Field Crops Research*, 231, 57–67. <https://doi.org/10.1016/j.fcr.2018.11.009>.
- Heinemann, A. B., Ramirez-Villegas, J., Souza, T. L. P.O., Didonet, A. D., di Stefano, J. G., Boote, K. J., ... Jarvis, A. (2016). Drought impact on rainfed common bean production areas in Brazil. *Agricultural and Forest Meteorology*, 225, 57–74. <https://doi.org/10.1016/j.agrformet.2016.05.010>.
- Heinemann, A. B., Ramirez-Villegas, J., Stone, L. F., & Didonet, A. D. (2017). Climate change determined drought stress profiles in rainfed common bean production systems in Brazil. *Agricultural and Forest Meteorology*, 246, 64–77. <https://doi.org/10.1016/j.agrformet.2017.06.005>.
- Hernandez-Ochoa, I. M., Asseng, S., Kassie, B. T., Xiong, W., Robertson, R., Luz Pequeno, D.N. ... Hoogenboom, G. (2018). Climate change impact on Mexico wheat production. *Agricultural and Forest Meteorology*, 263, 373–387. <https://doi.org/10.1016/j.agrformet.2018.09.008>.
- Hickey, J. M., Chiurugwi, T., Mackay, I., & Powell, W. (2017). Genomic prediction unifies animal and plant breeding programs to form platforms for biological discovery. *Nature Genetics*, 49, 1297–1303. <https://doi.org/10.1038/ng.3920>.
- Hijmans, R. J., Cameron, S. E., Parra, J. L., Jones, P. G., & Jarvis, A. (2005). Very high resolution interpolated climate surfaces for global land areas. *International Journal of Climatology*, 25, 1965–1978. <https://doi.org/10.1002/joc.1276>.
- Holworth, D. P., Huth, N. I., DeVoi, P. G., Zurcher, E. J., Herrmann, N. I., Lean, G. M., ... Keating, B. A. (2014). APSIM – Evolution towards a new generation of agricultural systems simulation. *Environmental Modelling & Software*, 62, 327–350. <https://doi.org/10.1016/j.envsoft.2014.07.009>.
- Hoogenboom, G., White, J. W., Acosta-Gallegos, J., Gaudiel, R. G., Myers, J. R., & Silbernagel, M. J. (1997). Evaluation of a crop simulation model that incorporates gene action. *Agronomy Journal*, 89, 613. <https://doi.org/10.2134/agronj1997.00021962008900040013x>.
- Hoogenboom, G., White, J. W., Jones, J. W., & Boote, K. J. (1993). BEANGRO: A process-oriented dry bean model with a versatile user interface. *Agronomy Journal*, 86, 182–190. <https://doi.org/10.2134/agronj1994.00021962008600010032x>.
- Hoogenboom, G., White, J. W., & Messina, C. D. (2004). From genome to crop: Integration through simulation modeling. *Field Crops Research*, 90, 145–163. <https://doi.org/10.1016/j.fcr.2004.07.014>.
- Hwang, C., Correll, M. J., Gezan, S. A., Zhang, L., Bhakta, M. S., Vallejos, C. E., ... Jones, J. W. (2017). Next generation crop models: A modular approach to model early vegetative and reproductive development of the common bean (*Phaseolus vulgaris* L.). *Agricultural Systems*, 155, 225–239. <https://doi.org/10.1016/j.agry.2016.10.010>.
- IFPRI. (2019). Global spatially disaggregated crop production statistics data for 2010 Version 1.0. Washington D.C., USA.
- Iizumi, T., Yokozawa, M., & Nishimori, M. (2009). Parameter estimation and uncertainty analysis of a large-scale crop model for paddy rice: Application of a Bayesian approach. *Agricultural and Forest Meteorology*, 149, 333–348. <https://doi.org/10.1016/j.agrformet.2008.08.015>.
- IPCC. (2014). Climate Change 2014: Synthesis Report. Contribution of Working Groups I, II and III to the Fifth Assessment Report of the Intergovernmental Panel on Climate Change (R.K. Pachauri and L.A. Meyer, editors). Geneva, Switzerland.
- Islam, S., Cenacchi, N., Sulser, T. B., Gbegbelegbe, S., Hareau, G., Kleinwechter, U., ... Wiebe, K. (2016). Structural approaches to modeling the impact of climate change and adaptation technologies on crop yields and food security. *Global Food Security*, 10, 63–70. <https://doi.org/10.1016/j.gfs.2016.08.003>.
- Jarquín, D., Crossa, J., Lacaze, X., Du Cheyron, P., Daucourt, J., Lorgeou, J., ... Calus, M. (2014). A reaction norm model for genomic selection using high-dimensional genomic and environmental data. *Theoretical and Applied Genetics*, 127, 595–607. <https://doi.org/10.1007/s00122-013-2243-1>.
- Jones, J., Hoogenboom, G., Porter, C., Boote, K., Batchelor, W., Hunt, L. A., ... Ritchie, J. T. (2003). The DSSAT cropping system model. *European Journal of Agronomy*, 18, 235–265. [https://doi.org/10.1016/S1161-0301\(02\)00107-7](https://doi.org/10.1016/S1161-0301(02)00107-7).
- Jones, P. G., & Thornton, P. K. (2000). MarkSim: Software to generate daily weather data for Latin America and Africa. *Agronomy Journal*, 92, 445–453. <https://doi.org/10.2134/agronj2000.923445x>.
- Jones, P. G., & Thornton, P. K. (2009). Croppers to livestock keepers: Livelihood transitions to 2050 in Africa due to climate change. *Environmental Science & Policy*, 12, 427–437. <https://doi.org/10.1016/j.envsci.2008.08.006>.
- Jones, P. G., & Thornton, P. (2013). Generating downscaled weather data from a suite of climate models for agricultural modelling applications. *Agricultural Systems*, 114, 1–5. <https://doi.org/10.1016/j.agry.2012.08.002>.
- Jones, P. G., & Thornton, P. K. (2015). Representative soil profiles for the Harmonized World Soil Database at different spatial resolutions for agricultural modelling applications. *Agricultural Systems*, 139, 93–99. <https://doi.org/10.1016/j.agry.2015.07.003>.
- Juliana, P., Montesinos-López, O. A., Crossa, J., Mondal, S., González Pérez, L., Poland, J., ... Singh, R. P. (2019). Integrating genomic-enabled prediction and high-throughput phenotyping in breeding for climate-resilient bread wheat. *Theoretical and Applied Genetics*, 132, 177–194. <https://doi.org/10.1007/s00122-018-3206-3>.
- Juliana, P., Singh, R. P., Poland, J., Mondal, S., Crossa, J., Montesinos-López, O. A., ... Govindan, V. (2018). Prospects and challenges of applied genomic selection—A new paradigm in breeding for grain yield in bread wheat. *Plant Genome*, 11(3), 1–17. <https://doi.org/10.3835/plantgenome2018.03.0017>.
- Juliana, P., Singh, R. P., Singh, P. K., Crossa, J., Huerta-Espino, J., Lan, C., ... Sorrells, M. E. (2017a). Genomic and pedigree-based prediction for leaf, stem, and stripe rust resistance in wheat. *Theoretical and Applied Genetics*, 130, 1415–1430. <https://doi.org/10.1007/s00122-017-2897-1>.
- Juliana, P., Singh, R. P., Singh, P. K., Crossa, J., Rutkoski, J. E., Poland, J. A., ... Sorrells, M. E. (2017b). Comparison of models and whole-genome profiling approaches for genomic-enabled prediction of septoria tritici blotch, stagonospora nodorum blotch, and tan spot resistance in wheat. *Plant Genome*, 10. <https://doi.org/10.3835/plantgenome2016.08.0082>.
- Kholová, J., McLean, G., Vadez, V., Craufurd, P., & Hammer, G. L. (2013). Drought stress characterization of post-rainy season (rabi) sorghum in India. *Field Crops Research*, 141, 38–46. <https://doi.org/10.1016/j.fcr.2012.10.020>.
- Kholová, J., Murugesan, T., Kaliamoorthy, S., Malayee, S., Baddam, R., Hammer, G. L., ... Vadez, V. (2014). Modelling the effect of plant water use traits on yield and stay-green expression in sorghum. *Functional Plant Biology*, 41, 1019. <https://doi.org/10.1071/FP13355>.

- Koornneef, M., & Stam, P. (2001). Changing paradigms in plant breeding. *Plant Physiology*, 125, 156–159. <https://doi.org/10.1104/pp.125.1.156>.
- Kropff, M. J., Cassman, K. G., Van Laar, H. H., & Peng, S. (1993a). Nitrogen and yield potential of irrigated rice. *Plant and Soil*, 155–156, 391–394. <https://doi.org/10.1007/BF00025065>.
- Kropff, M. J., Cassman, K. G., de Vries, F. W. T.P., & van Laar, H. H. (1993b). Increasing the yield plateau in rice and the role of global climate change. *Journal of Agricultural Meteorology*, 48, 795–798. <https://doi.org/10.2480/agrmet.48.795>.
- Kropff, M. J., Haverkort, A. J., Aggarwal, P. K., & Kooman, P. L. (1995). Using systems approaches to design and evaluate ideotypes for specific environments. In J. Bouma, A. Kuyvenhoven, B. A. M. Bouman, J. C. Luyten, & H. G. Zandstra (Eds.) *Eco-regional approaches for sustainable land use and food production* (pp. 417–435). Systems Approaches for Sustainable Agricultural Development, Vol 4. Germany: Springer.
- Kropff, M. J., van Laar, H. H., & Matthews, R. B. (1994). *ORYZA1: An ecological model for irrigated rice production*. Wageningen, Netherlands: SARP Research Proceedings.
- Lacaze, X., & Roumet, P. (2004). Environment characterization for the interpretation of environmental effect and genotype by environment interaction. *Theoretical and Applied Genetics*, 109, 1632–1640. <https://doi.org/10.1007/s00122-004-1786-6>.
- Langyintuo, A. S., Diallo, W., MacRobert, A., Dixon, J., & Bänziger, M. (2008). *An analysis of the bottlenecks affecting the production and deployment of maize seed in Eastern and Southern Africa*. CIMMYT: International Maize and Wheat Improvement Center, Economics Program Papers.
- Li, T., Ali, J., Marcaida, M., Angeles, O., Franje, N. J., Revilla, J. E., ... Li, Z. (2016). Combining limited multiple environment trials data with crop modeling to identify widely adaptable rice varieties. *Plos One*, 11, 1–18. <https://doi.org/10.1371/journal.pone.0164456>.
- Li, T., Angeles, O., Marcaida, M., Manalo, E., Manalili, M. P., Radanielson, A., & Mohanty, S. (2017). From ORYZA2000 to ORYZA (v3): An improved simulation model for rice in drought and nitrogen-deficient environments. *Agricultural and Forest Meteorology*, 237–238, 246–256. <https://doi.org/10.1016/j.agrformet.2017.02.025>.
- Li, T., Angeles, O., Radanielson, A., Marcaida, M., & Manalo, E. (2015a). Drought stress impacts of climate change on rainfed rice in South Asia. *Climatic Change*, 133, 709–720. <https://doi.org/10.1007/s10584-015-1487-y>.
- Li, T., Hasegawa, T., Yin, X., Zhu, Y., Boote, K., Adam, M., ... Bouman, B. (2015b). Uncertainties in predicting rice yield by current crop models under a wide range of climatic conditions. *Global Change Biology*, 21, 1328–1341. <https://doi.org/10.1111/gcb.12758>.
- Li, T., Raman, A. K., Marcaida, M., Kumar, A., Angeles, O., & Radanielson, A. M. (2013a). Simulation of genotype performances across a larger number of environments for rice breeding using ORYZA2000. *Field Crops Research*, 149, 312–321. <https://doi.org/10.1016/j.fcr.2013.05.006>.
- Li, H., Singh, R. P., Braun, H.-J., Pfeiffer, W. H., & Wang, J. (2013b). Doubled haploids versus conventional breeding in CIMMYT wheat breeding programs. *Crop Science*, 53, 74. <https://doi.org/10.2135/cropsci2012.02.0116>.
- Li, T., & Wassmann, R. (2010). Modeling approaches for assessing adaptation strategies in rice germplasm development to cope with climate change. In R. Wassmann (Ed.), *Advanced technologies of rice production for coping with climate change: 'No Regret' options for adaptation and mitigation and their potential uptake* (pp. 55–62). Philippines: IRRI.
- Li, Y., Ye, W., Wang, M., & Yan, X. (2009). Climate change and drought: A risk assessment of crop-yield impacts. *Climate Research*, 39, 31–46. <https://doi.org/10.3354/cr00797>.
- Lobell, D. B. (2013). Errors in climate datasets and their effects on statistical crop models. *Agricultural and Forest Meteorology*, 170, 58–66. <https://doi.org/10.1016/j.agrformet.2012.05.013>.
- Lobell, D. B., Bänziger, M., Magorokosho, C., & Vivek, B. (2011). Nonlinear heat effects on African maize as evidenced by historical yield trials. *Nature Climate Change*, 1, 42–45. <https://doi.org/10.1038/nclimate1043>.
- Lobell, D. B., Hammer, G. L., Chenu, K., Zheng, B., McLean, G., Zheng, B., & Chapman, S. C. (2015). The shifting influence of drought and heat stress for crops in Northeast Australia. *Global Change Biology*, 21, 4115–4127. <https://doi.org/10.1111/gcb.13022>.
- Löffler, C. M., Wei, J., Fast, T., Gogerty, J., Langton, S., Bergman, M., ... Cooper, M. (2005). Classification of maize environments using crop simulation and geographic information systems. *Crop Science*, 45, 1708. <https://doi.org/10.2135/cropsci2004.0370>.
- Maiorano, A., Martre, P., Asseng, S., Ewert, F., Müller, C., Rötter, R. P., ... Zhu, Y. (2017). Crop model improvement reduces the uncertainty of the response to temperature of multi-model ensembles. *Field Crops Research*, 202, 5–20. <https://doi.org/10.1016/j.fcr.2016.05.001>.
- Martinez, C. P., Torres, E. A., Chatel, M., Mosquera, G., Duitama, J., Ishitani, M., ... Bernardo, C. (2014). Rice breeding in Latin America. In J. Janick (Ed.), *Plant breeding reviews* (pp. 187–278). Vol. 38. Hoboken, NJ: John Wiley & Sons, Inc.
- Matthews, R. B., & Hunt, L. A. (1994). GUMCAS: A model describing the growth of cassava (*Manihot esculenta* L. Crantz). *Field Crops Research*, 36, 69–84. [https://doi.org/10.1016/0378-4290\(94\)90054-x](https://doi.org/10.1016/0378-4290(94)90054-x).
- Messina, C. D., Jones, J. W., Boote, K. J., & Vallejos, C. E. (2006). A gene-based model to simulate soybean development and yield responses to environment. *Crop Science*, 46, 456. <https://doi.org/10.2135/cropsci2005.04-0372>.
- Messina, C. D., Sinclair, T. R., Hammer, G. L., Curan, D., Thompson, J., Oler, Z., ... Cooper, M. (2015). Limited-transpiration trait may increase maize drought tolerance in the US corn belt. *Agronomy Journal*, 107, 1978. <https://doi.org/10.2134/agronj15.0016>.
- Messina, C. D., Technow, F., Tang, T., Totir, R., Ghossein, C., & Cooper, M. (2018). Leveraging biological insight and environmental variation to improve phenotypic prediction: Integrating crop growth models (CGM) with whole genome prediction (WGP). *European Journal of Agronomy*, 100, 151–162. <https://doi.org/10.1016/j.eja.2018.01.007>.
- Meuwissen, T. H. E., Hayes, B. J., & Goddard, M. E. (2001). Prediction of total genetic value using genome-wide dense marker maps. *Genetics*, 157, 1819–1829. <https://doi.org/10.1093/genetics/157.4.1819>.
- Mondal, S., Singh, R. P., Mason, E. R., Huerta-Espino, J., Autrique, E., & Joshi, A. K. (2016). Grain yield, adaptation and progress in breeding for early-maturing and heat-tolerant wheat lines in South Asia. *Field Crops Research*, 192, 78–85. <https://doi.org/10.1016/j.fcr.2016.04.017>.
- Montesinos-López, O. A., Martín-Vallejo, J., Crossa, J., Gianola, D., Hernández-Suárez, C. M., Montesinos-López, A., ... Singh, R. (2018a). A benchmarking between deep learning, support vector machine and Bayesian threshold best linear

- unbiased prediction for predicting ordinal traits in plant breeding. *G3 Genes|Genomes|Genetics*, 9. <https://doi.org/10.1534/g3.118.200998>.
- Montesinos-López, A., Montesinos-López, O. A., Crossa, J., Burgueño, J., Eskridge, K. M., Falconi-Castillo, E., ... Cichy, K. (2016a). Genomic bayesian prediction model for count data with genotype by environment interaction. *G3 Genes|Genomes|Genetics*, 6, 1165–1177. <https://doi.org/10.1534/g3.116.028118>.
- Montesinos-López, O. A., Montesinos-López, A., Crossa, J., Gianola, D., Hernández-Suárez, C. M., & Martín-Vallejo, J. (2018a). Multi-trait, multi-environment deep learning modeling for genomic-enabled prediction of plant traits. *G3 Genes|Genomes|Genetics*. <https://doi.org/10.1534/g3.118.200728>.
- Montesinos-López, O. A., Montesinos-López, A., Crossa, J., Montesinos-López, J. C., Mota-Sanchez, D., Estrada-González, F., ... Juliana, P. (2018b). Prediction of multiple-trait and multiple-environment genomic data using recommender systems. *G3 Genes|Genomes|Genetics*, 8, 131–147. <https://doi.org/10.1534/g3.117.300309>.
- Montesinos-López, O. A., Montesinos-López, A., Crossa, J., Toledo, F. H., Pérez-Hernández, O., Eskridge, K. M., & Rutkoski, J. (2016b). A genomic bayesian multi-trait and multi-environment model. *G3 Genes|Genomes|Genetics*, 6, 2725–2744. <https://doi.org/10.1534/g3.116.032359>.
- Montesinos-López, A., Montesinos-López, O. A., Gianola, D., Crossa, J., & Hernández-Suárez, C. M. (2018c). Multi-environment genomic prediction of plant traits using deep learners with dense architecture. *G3 Genes|Genomes|Genetics*. <https://doi.org/10.1534/g3.118.200740>.
- Montesinos-López, O. A., Montesinos-López, A., Hernández, M. V., Ortiz-Monasterio, I., Pérez-Rodríguez, P., Burgueño, J., & Crossa, J. (2018d). Multivariate bayesian analysis of on-farm trials with multiple-trait and multiple-environment data. *Agronomy Journal*, 111, 2658 <https://doi.org/10.2134/agronj2018.06.0362>.
- Montesinos-López, O. A., Montesinos-López, A., Perez-Rodriguez, P., de los Campos, G., Eskridge, K., & Crossa, J. (2015). Threshold models for genome-enabled prediction of ordinal categorical traits in plant breeding. *G3 Genes|Genomes|Genetics*, 5, 291–300. <https://doi.org/10.1534/g3.114.016188>.
- Morton, J. F. (2007). The impact of climate change on smallholder and subsistence agriculture. *Proceedings of the National Academy of Sciences*, 104, 19680–19685. <https://doi.org/10.1073/pnas.0701851104>.
- Mottaleb, K. A., Rejesus, R. M., Murty, M., Mohanty, S., & Li, T. (2017). Benefits of the development and dissemination of climate-smart rice: Ex ante impact assessment of drought-tolerant rice in South Asia. *Mitigation and Adaptation Strategies for Global Change*, 22, 879–901. <https://doi.org/10.1007/s11027-016-9705-0>.
- Navarro-Racines, C., Tarapues-Montenegro, J., Thornton, P., Jarvis, A., & Ramirez-Villegas, J. (2020). High-resolution and bias-corrected CMIP5 projections for climate change impact assessments. *Science Data*. <https://doi.org/10.1038/s41597-019-0343-8>.
- van Oort, P. A. J., Saito, K., Tanaka, A., Amovin-Assagba, E., Van Bus-sel, L. G. J., Van Wart, J., ... Wopereis, M. C. S. (2015a). Assessment of rice self-sufficiency in 2025 in eight African countries. *Global Food Security*, 5, 39–49. <https://doi.org/10.1016/j.gfs.2015.01.002>.
- van Oort, P. A. J., de Vries, M. E., Yoshida, H., & Saito, K. (2015b). Improved climate risk simulations for rice in arid environments (U.G. Munderloh, editor). *Plos One*, 10, e0118114. <https://doi.org/10.1371/journal.pone.0118114>.
- van Oort, P. A. J., & Zwart, S. J. (2018). Impacts of climate change on rice production in Africa and causes of simulated yield changes. *Global Change Biology*, 24, 1029–1045. <https://doi.org/10.1111/gcb.13967>.
- Peng, S., Khush, G. S., Virk, P., Tang, Q., & Zou, Y. (2008). Progress in ideotype breeding to increase rice yield potential. *Field Crops Research*, 108, 32–38. <https://doi.org/10.1016/j.fcr.2008.04.001>.
- Pérez-Rodríguez, P., Crossa, J., Rutkoski, J., Poland, J., Singh, R., Legarra, A., ... Dreisigacker, S. (2017). Single-step genomic and pedigree genotype × environment interaction models for predicting wheat lines in international environments. *Plant Genome*, 10. <https://doi.org/10.3835/plantgenome2016.09.0089>.
- Pérez-Rodríguez, P., Gianola, D., Gonzalez-Camacho, J. M., Crossa, J., Manes, Y., & Dreisigacker, S. (2012). Comparison between linear and non-parametric regression models for genome-enabled prediction in wheat. *G3 Genes|Genomes|Genetics*, 2, 1595–1605. <https://doi.org/10.1534/g3.112.003665>.
- Pfeiffer, W. H., & McClafferty, B. (2007). HarvestPlus: Breeding crops for better nutrition. *Crop Science*, 47, S–88. <https://doi.org/10.2135/cropsci2007.09.0020IPBS>.
- Pierre, Saint, C., Burgueño, J., Crossa, J., Fuentes Dávila, G., Figueroa López, P., Solís Moya, E., ... Singh, S. (2016). Genomic prediction models for grain yield of spring bread wheat in diverse agro-ecological zones. *Scientific Reports*, 6, 27312. <https://doi.org/10.1038/srep27312>.
- Piikki, K., Winowiecki, L., Vågen, T.-G., Ramirez-Villegas, J., & Söderström, M. (2017). Improvement of spatial modelling of crop suitability using a new digital soil map of Tanzania. *South African Journal of Plant Soil*, 34, 243–254. <https://doi.org/10.1080/02571862.2017.1281447>.
- Quiroz, R., Loayza, H., Barreda, C., Gavilán, C., Posadas, A., & Ramírez, D. A. (2017). Linking process-based potato models with light reflectance data: Does model complexity enhance yield prediction accuracy? *European Journal of Agronomy*, 82, 104–112. <https://doi.org/10.1016/j.eja.2016.10.008>.
- Quiroz, R., Ramírez, D., Kroschel, J., Andrade, J., Barreda, C., Mares, V., ... Condori, B. (2018). Impact of climate change on the potato crop and biodiversity in its center of origin. *Open Agriculture*, 3, 273–283. <https://doi.org/10.1515/opag-2018-0029>.
- Rajaram, S., van Ginkel, M., & Fischer, R. A. (1994). CIMMYT's wheat breeding mega-environments (ME). Proceedings of the 8th international wheat genetics symposium. China Agricultural Sciencetech, Beijing, China. p. 1101–1106
- Ramirez-Villegas, J., & Challinor, A. J. (2016). Towards a genotypic adaptation strategy for Indian groundnut cultivation using an ensemble of crop simulations. *Climatic Change*, 138, 223–238. <https://doi.org/10.1007/s10584-016-1717-y>.
- Ramirez-Villegas, J., Heinemann, A. B., Pereira de Castro, A., Breseghello, F., Navarro-Racines, C., Li, T., ... Challinor, A. J. (2018). Breeding implications of drought stress under future climate for upland rice in Brazil. *Global change biology*, 24, 2035–2050. <https://doi.org/10.1111/gcb.14071>.
- Ramirez-Villegas, J., Watson, J., & Challinor, A. J. (2015). Identifying traits for genotypic adaptation using crop models. *Journal of Experimental Botany*, 66, 3451–3462. <https://doi.org/10.1093/jxb/erv014>.
- Ramírez, D. A., Gavilán, C., Barreda, C., Condori, B., Rossel, G., Mwanga, R. O. M., ... Quiroz, R. (2017). Characterizing

- the diversity of sweetpotato through growth parameters and leaf traits: Precocity and light use efficiency as important ordination factors. *South African Journal of Botany*, 113, 192–199. <https://doi.org/10.1016/J.SAJB.2017.08.009>.
- Rasmusson, D. C. (1987). An evaluation of ideotype breeding. *Crop Science*, 27, 1140–1146. <https://doi.org/10.2135/cropsci1987.0011183X002700060011x>.
- Raymundo, R., Asseng, S., Prasad, R., Kleinwechter, U., Condori, B., Bowen, W., ... Arora, V. (2018). Global field experiments for potato simulations. *Open Data Journal For Agricultural Research*, 4, 35–44.
- Rebolledo, M. C., Dingkuhn, M., Courtois, B., Gibon, Y., Clément-Vidal, A., Cruz, D. F., ... Luquet, D. (2015). Phenotypic and genetic dissection of component traits for early vigour in rice using plant growth modelling, sugar content analyses and association mapping. *Journal of Experimental Botany*, 66, 5555–5566. <https://doi.org/10.1093/jxb/erv258>.
- Reynolds, M., Foulkes, J., Furbank, R., Griffiths, S., King, J., Murchie, E., ... Slafer, G. (2012). Achieving yield gains in wheat. *Plant Cell Environment*, 35, 1799–1823. <https://doi.org/10.1111/j.1365-3040.2012.02588.x>.
- Robinson, S., Mason d'Croz, D., Islam, S., Sulser, T. B., Robertson, R. D., Richard, D., ... Mark, W. (2015). *The International Model for Policy Analysis of Agricultural Commodities and Trade (IMPACT): Model description for version 3*. IFPRI Discussion Paper 1483. Washington D.C., USA: International Food Policy Research Institute.
- Rogelj, J., den Elzen, M., Höhne, N., Fransen, T., Fekete, H., Winkler, H., ... Meinshausen, M. (2016). Paris Agreement climate proposals need a boost to keep warming well below 2°C. *Nature*, 534, 631–639. <https://doi.org/10.1038/nature18307>.
- Rojas, M., Lambert, F., Ramirez-Villegas, J., & Challinor, A. J. (2019). Emergence of robust precipitation changes across crop production areas in the 21st century. *Proceedings of the National Academy of Sciences*, 116, 6673–6678. <https://doi.org/10.1073/pnas.1811463116>.
- Roorkiwal, M., Jarquin, D., Singh, M. K., Gaur, P. M., Bharadwaj, C., Rathore, A., ... Varshney, R. K. (2018). Genomic-enabled prediction models using multi-environment trials to estimate the effect of genotype × environment interaction on prediction accuracy in chickpea. *Scientific reports*, 8, 11701. <https://doi.org/10.1038/s41598-018-30027-2>.
- Rosegrant, M. W., Koo, J., Cenacchi, N., Ringler, C., Robertson, R., Richard, D., ... Sabbagh, P. (2014). Food security in a world of natural resource scarcity: The role of agricultural technologies. Washington D.C., USA: International Food Policy Research Institute.
- Rötter, R. P., Carter, T. R., Olesen, J. E., & Porter, J. R. (2011). Crop-climate models need an overhaul. *Nature Climate Change*, 1, 175–177. <https://doi.org/10.1038/nclimate1152>.
- Rötter, R. P., Tao, F., Höhn, J. G., & Palosuo, T. (2015). Use of crop simulation modelling to aid ideotype design of future cereal cultivars. *Journal of Experimental Botany*, 66, 3463–3476. <https://doi.org/10.1093/jxb/erv098>.
- Rutkoski, J., Poland, J., Mondal, S., Autrique, E., González Pérez, L., Reynolds, M., & Singh, R. (2016). Canopy temperature and vegetation indices from high-throughput phenotyping improve accuracy of pedigree and genomic selection for grain yield in wheat. *G3 Genes|Genomes|Genetics*, 6, 1–36. <https://doi.org/10.1534/g3.116.032888>.
- Schleussner, C.-F., Lissner, T. K., Fischer, E. M., Wohland, J., Perrette, M., Jolly, A., ... Schaeffer, M. (2016). Differential climate impacts for policy-relevant limits to global warming: The case of 1.5°C and 2°C. *Earth System Dynamics*, 7, 327–351. <https://doi.org/10.5194/esd-7-327-2016>.
- Semenov, M. A., & Stratonovitch, P. (2013). Designing high-yielding wheat ideotypes for a changing climate. *Food Energy Security*, 2, 185–196. <https://doi.org/10.1002/fes3.34>.
- Setimela, P. S., Magorokosho, C., Lunduka, R., Gasura, E., Makumbi, D., Tarekegne, A., ... Erenstein, O. (2017). On-farm yield gains with stress-tolerant Maize in Eastern and Southern Africa. *Agronomy Journal*, 109, 406. <https://doi.org/10.2134/agronj2015.0540>.
- Sinclair, T. R., Soltani, A., Marrou, H., Ghanem, M., & Vadez, V. (2020). Geospatial assessment for crop physiological and management improvements with examples using the Simple Simulation Model. *Crop Science*, 60, this issue. <https://doi.org/10.1002/csc2.20106>.
- Singh, P., Boote, K. J., Kadiyala, M. D. M., Nedumaran, S., Gupta, S. K., Srinivas, K., & Bantilan, M. C. S. (2017). An assessment of yield gains under climate change due to genetic modification of pearl millet. *The Science of the Total Environment*, 601–602, 1226–1237. <https://doi.org/10.1016/j.scitotenv.2017.06.002>.
- Singh, P., Boote, K. J., Kumar, U., Srinivas, K., Nigam, S. N., & Jones, J. W. (2012). Evaluation of genetic traits for improving productivity and adaptation of groundnut to climate change in India. *Journal of Agronomy and Crop Science*, 198, 399–413. <https://doi.org/10.1111/j.1439-037X.2012.00522.x>.
- Singh, P., Nedumaran, S., Boote, K. J., Gaur, P. M., Srinivas, K., & Bantilan, M. C. S. (2014a). Climate change impacts and potential benefits of drought and heat tolerance in chickpea in South Asia and East Africa. *European Journal of Agronomy*, 52, 123–137. <https://doi.org/10.1016/j.eja.2013.09.018>.
- Singh, P., Nedumaran, S., Ntare, B. R., Boote, K. J., Singh, N. P., Srinivas, K., & Bantilan, M. C. S. (2014b). Potential benefits of drought and heat tolerance in groundnut for adaptation to climate change in India and West Africa. *Mitigation and Adaptation Strategies for Global Change*, 19, 509–529. <https://doi.org/10.1007/s11027-012-9446-7>.
- Singh, P., Nedumaran, S., Traore, P. C. S., Boote, K. J., Rattunde, H. F. W., Vara Prasad, P. V., ... Bantilan, M. C. S. (2014c). Quantifying potential benefits of drought and heat tolerance in rainy season sorghum for adapting to climate change. *Agricultural and Forest Meteorology*, 185, 37–48. <https://doi.org/10.1016/j.agrformet.2013.10.012>.
- Soltani, A., Hajjarpour, A., & Vadez, V. (2016). Analysis of chickpea yield gap and water-limited potential yield in Iran. *Field Crops Research*, 185, 21–30. <https://doi.org/10.1016/j.fcr.2015.10.015>.
- Soltani, A., & Sinclair, T. R. (2011). A simple model for chickpea development, growth and yield. *Field Crops Research*, 124, 252–260. <https://doi.org/10.1016/j.fcr.2011.06.021>.
- Soltani, A., & Sinclair, T. R. (2012). *Modeling physiology of crop development, growth and yield*. Wallingford: CABI.
- Spitters, C.J. (1988). An analysis of variation in yield among potato cultivars in terms of light absorption, light utilization and dry matter partitioning. *Acta Horticulturae*, 214, 71–84. <https://doi.org/10.17660/actahortic.1988.214.5>.
- Spitters, C.J. (1990). Crop models: Their usefulness and limitations. *ISHS Acta Horti*, 267, 71–84.
- Suárez Salazar, J. C., Polanía, J. A., Bastidas, A. T. C., Suárez, L. R., Beebe, S., & Rao, I. M. (2018). Agronomical, phenological and physiological performance of common bean lines in the Amazon region of Colombia. *Theoretical and Experimental Plant Physiology*, 30, 303–320. <https://doi.org/10.1007/s40626-018-0125-2>.

- Sukumaran, S., Crossa, J., Jarquín, D., & Reynolds, M. (2017). Pedigree-based prediction models with genotype \times environment interaction in multi-environment trials of CIMMYT wheat. *Crop Science*, 57, 1865–1880. <https://doi.org/10.2135/cropsci2016.06.0558>.
- Sukumaran, S., Jarquín, D., Crossa, J., & Reynolds, M. (2018). Genomic-enabled prediction accuracies increased by modeling genotype \times environment interaction in durum wheat. *Plant Genome*, 11. <https://doi.org/10.3835/plantgenome2017.12.0112>.
- Sun, J., Poland, J. A., Mondal, S., Crossa, J., Juliana, P., Singh, R. P., ... Sorrells, M. E. (2019). High-throughput phenotyping platforms enhance genomic selection for wheat grain yield across populations and cycles in early stage. *Theoretical and Applied Genetics*, 132, 1705–1720. <https://doi.org/10.1007/s00122-019-03309-0>.
- Sun, J., Rutkoski, J. E., Poland, J. A., Crossa, J., Jannink, J., & Sorrells, M. E. (2017). Multitrait, random regression, or simple repeatability model in high-throughput phenotyping data improve genomic prediction for wheat grain yield. *Plant Genome*, 10. <https://doi.org/10.3835/plantgenome2016.11.0111>.
- Suriarn, B., Patanothai, A., Boote, K. J., & Hoogenboom, G. (2011). Designing a peanut ideotype for a target environment using the CSM-CROPGRO-peanut model. *Crop Science*, 51, 1887–1902. <https://doi.org/10.2135/cropsci2010.08.0457>.
- Takeda, S., & Matsuoka, M. (2008). Genetic approaches to crop improvement: Responding to environmental and population changes. *Nature Reviews Genetics*, 9, 444–457. <https://doi.org/10.1038/nrg2342>.
- Teixeira, E. I., Fischer, G., Van Velthuisen, H., Walter, C., & Ewert, F. (2013). Global hot-spots of heat stress on agricultural crops due to climate change. *Agricultural and Forest Meteorology*, 170, 206–215. <https://doi.org/10.1016/j.agrformet.2011.09.002>.
- Tesfaye, K., Zaidi, P. H., Gbegbelegbe, S., Boeber, C., Rahut, D. B., Getaneh, F., ... Stirling, C. (2017). Climate change impacts and potential benefits of heat-tolerant maize in South Asia. *Theoretical and Applied Climatology*, 130, 959–970. <https://doi.org/10.1007/s00704-016-1931-6>.
- Vadez, V., Halilou, O., Hissene, H. M., Sibiry-Traore, P., Sinclair, T. R., & Soltani, A. (2017). Mapping water stress incidence and intensity, optimal plant populations, and cultivar duration for African groundnut productivity enhancement. *Frontier Plant Science*, 8, 1–13. <https://doi.org/10.3389/fpls.2017.00432>.
- Vadez, V., Soltani, A., & Sinclair, T. R. (2012). Modelling possible benefits of root related traits to enhance terminal drought adaptation of chickpea. *Field Crops Research*, 137, 108–115. <https://doi.org/10.1016/j.fcr.2012.07.022>.
- Vågen, T.-G., Winowiecki, L. A., Tondoh, J. E., Desta, L. T., & Gumbrecht, T. (2016). Mapping of soil properties and land degradation risk in Africa using MODIS reflectance. *Geoderma*, 263, 216–225. <https://doi.org/10.1016/j.geoderma.2015.06.023>.
- Vargas-Hernández, M., Ortiz-Monasterio, I., Pérez-Rodríguez, P., Montesinos-López, O. A., Montesinos-López, A., Burgueño, J., & Crossa, J. (2018). Modeling genotype \times environment interaction using a factor analytic model of on-farm wheat trials in the Yaqui valley of Mexico. *Agronomy Journal*, <https://doi.org/10.2134/agronj2018.06.0361>.
- Voss-Fels, K. P., Cooper, M., & Hayes, B. J. (2019a). Accelerating crop genetic gains with genomic selection. *Theoretical and Applied Genetics*, 132, 669–686. <https://doi.org/10.1007/s00122-018-3270-8>.
- Voss-Fels, K., Herzog, E., Dreisigacker, S., Sukumaran, S., Watson, A., Firsch, M., ... Hickey, L. T. (2019b). “SpeedGS” to accelerate genetic gain in spring wheat, 303–327. <https://doi.org/10.1016/B978-0-08-102163-7.00014-4>.
- Voss-Fels, K. P., Stahl, A., & Hickey, L. T. (2019c). Q&A: Modern crop breeding for future food security. *BMC Biology*, 17, 18. <https://doi.org/10.1186/s12915-019-0638-4>.
- Voss-Fels, K. P., Stahl, A., Wittkop, B., Lichthardt, C., Nagler, S., Rose, T., ... Snowdon, R. J. (2019d). Breeding improves wheat productivity under contrasting agrochemical input levels. *Nature Plants*, 5, 706–714. <https://doi.org/10.1038/s41477-019-0445-5>.
- Wallach, D., Nissanka, S. P., Karunaratne, A. S., Weerakoon, W. M. W., Thorburn, P. J., Boote, K. J., ... Jones, J. W. (2016). Accounting for both parameter and model structure uncertainty in crop model predictions of phenology: A case study on rice. *European Journal of Agronomy*. <https://doi.org/10.1016/j.eja.2016.05.013>.
- Wang, J., Chapman, S. C., Bonnett, D. G., Rebetzke, G. J., & Crouch, J. (2007). Application of population genetic theory and simulation models to efficiently pyramid multiple genes via marker-assisted selection. *Crop Science*, 47, 582. <https://doi.org/10.2135/cropsci2006.05.0341>.
- Wang, J., Eagles, H. A., Trethowan, R., & van Ginkel, M. (2005). Using computer simulation of the selection process and known gene information to assist in parental selection in wheat quality breeding. *Australian Journal of Agricultural Research*, 56, 465. <https://doi.org/10.1071/AR04285>.
- Wang, J., van Ginkel, M., Podlich, D., Ye, G., Trethowan, R., & Pfeiffer, W. (2003). Comparison of two breeding strategies by computer simulation. *Crop Science*, 43, 1764. <https://doi.org/10.2135/cropsci2003.1764>.
- Wang, J., & Pfeiffer, W. H. (2007). Simulation modeling in plant breeding: Principles and applications. *Agricultural Sciences in China*, 6, 908–921. [https://doi.org/10.1016/S1671-2927\(07\)60129-1](https://doi.org/10.1016/S1671-2927(07)60129-1).
- Wang, J., Singh, R. P., Braun, H.-J., & Pfeiffer, W. H. (2009). Investigating the efficiency of the single backcrossing breeding strategy through computer simulation. *Theoretical and Applied Genetics*, 118, 683–694. <https://doi.org/10.1007/s00122-008-0929-6>.
- Washburn, J. D., Burch, M. B., & Valdes Franco, A. (2020). Predictive breeding for maize: Making use of molecular phenotypes, machine learning, and physiological crop models. *Crop Science*, 60, this issue. <https://doi.org/10.1002/csc2.20052>.
- Wheeler, T., & von Braun, J. (2013). Climate change impacts on global food security. *Science*, 341, 508–513. <https://doi.org/10.1126/science.1239402>.
- White, J. W., Herndl, M., Hunt, L. A., Payne, T. S., & Hoogenboom, G. (2008). Simulation-based analysis of effects of and loci on flowering in wheat. *Crop Science*, 48, 678. <https://doi.org/10.2135/cropsci2007.06.0318>.
- White, J. W., & Hoogenboom, G. (1996). Simulating effects of genes for physiological traits in a process-oriented crop model. *Agronomy Journal*, 88, 416–422. <https://doi.org/10.2134/agronj1996.00021962008800030009x>.
- White, J. W., Hoogenboom, G., Jones, J. W., & Boote, K. J. (1995). Evaluation of the dry bean Model BEANGRO V1.01 for crop production research in a tropical environment. *Experimental Agriculture*, 31, 241–254. <https://doi.org/10.1017/S001447970002531X>.
- White, J. W., & Izquierdo, J. (1991). Physiology of yield potential and stress tolerance. In A. van Schoonhoven, & O. Voysey (Eds.) *Common beans: Research for crop improvement* (pp. 287–383). Wallingford, UK: CAB International.

- Xiong, T., Bao, Y., & Hu, Z. (2014). Multiple-output support vector regression with a firefly algorithm for interval-valued stock price index forecasting. *Knowledge-Based Syst*, 55, 87–100. <https://doi.org/10.1016/j.knosys.2013.10.012>.
- Yin, X., Struik, P. C., & Kropff, M. J. (2004). Role of crop physiology in predicting gene-to-phenotype relationships. *Trends in Plant Science*, 9, 426–432. <https://doi.org/10.1016/j.tplants.2004.07.007>.
- You, L., Wood-Sichra, U., Fritz, S., Guo, Z., & See, L. (2017). Spatial Production Allocation Model (SPAM) 2005 v3.2. Retrieved from <http://mapspam.info>
- You, L., Wood, S., & Wood-Sichra, U. (2009). Generating plausible crop distribution maps for Sub-Saharan Africa using a spatially disaggregated data fusion and optimization approach. *Agricultural Systems*, 99, 126–140. <https://doi.org/10.1016/j.agsy.2008.11.003>.
- Zhang, X., Pérez-Rodríguez, P., Burgueño, J., Olsen, M., Buckler, E., Atlin, G., ... Crossa, J. (2017). Rapid cycling genomic selection in a multiparental tropical maize population. *G3 Genes|Genomes|Genetics*, 7, 2315–2326. <https://doi.org/10.1534/g3.117.043141>.
- Zheng, B., Chenu, K., & Chapman, S. C. (2016). Velocity of temperature and flowering time in wheat - assisting breeders to keep pace with climate change. *Global Change Biology*, 22, 921–933. <https://doi.org/10.1111/gcb.13118>.

How to cite this article: Ramirez-Villegas J, Milan AM, Alexandrov N, et al. CGIAR modeling approaches for resource-constrained scenarios: I. Accelerating crop breeding for a changing climate. *Crop Science*. 2020;1–21. <https://doi.org/10.1002/csc2.20048>