

Index in Maikona based on data up to 1-16 Jan

This page provides the update on the predicted livestock mortality index and the summary of the underlying data in Maikona for October 2010 - February 2011 (Short Rain Short Dry, SRSD) insurance coverage period based on the data up to 1-16 Jan. For information on the definition of these variables, see [Livestock Mortality Index](#).

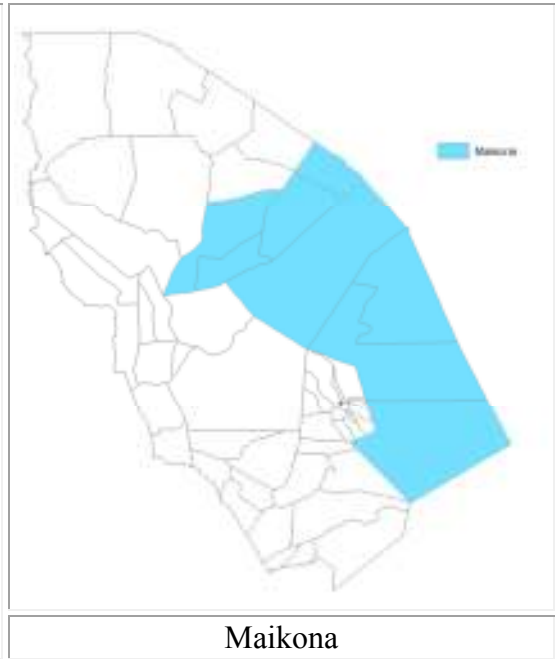


Table 1. Summary

Index Area	Maikona
Year	2010
Season	SRSD
Date of the most recent data	1-16 Jan
Predicted Livestock Mortality	0.01
Czndvi_pre	1.91
Czndvi_pos	-4.10
CNzndvi	6.23
CPzndvi	0.00

Figure 1.
ZNDVI in
Maikona
from March
2010 to
February
2011

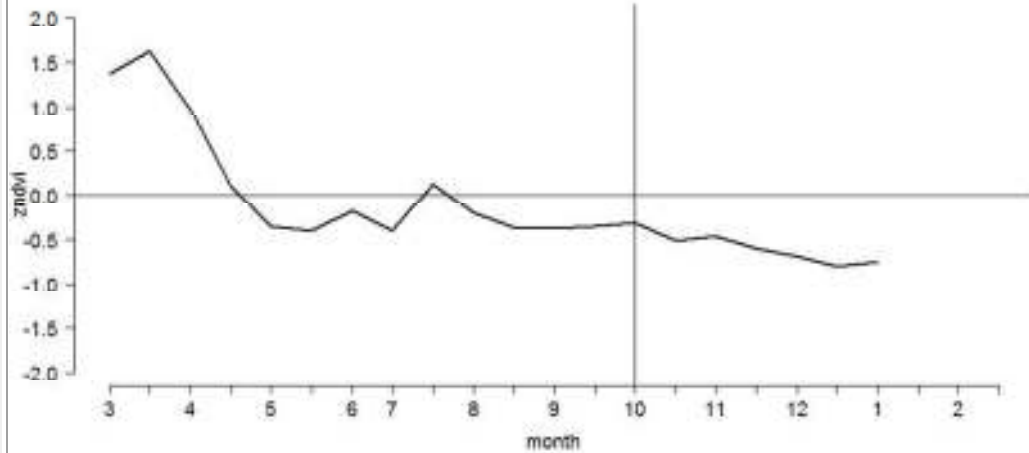


Figure 2.
Czndvi in
Maikona
from March
2010 to
February
2011

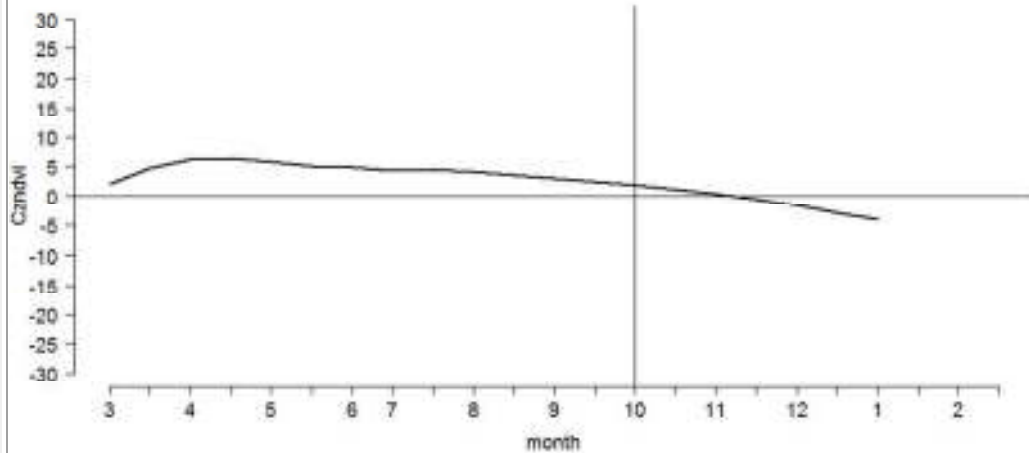


Table 2. zndvi

year	month	16-day	date	zndvi
2010	3	5	6-21 Mar	1.38
2010	3	6	22 Mar - 6 Apr	1.62
2010	4	7	7-22 Apr	0.97
2010	4	8	23 Apr - 8 May	0.11
2010	5	9	9-24 May	-0.36
2010	5	10	25 May - 9 Jun	-0.40
2010	6	11	10-25 Jun	-0.18
2010	7	12	26 Jun - 11 Jul	-0.40
2010	7	13	12-27 Jul	0.13
2010	8	14	28 Jul - 12 Aug	-0.21

2010	8	15	13-28 Aug	-0.37
2010	9	16	29 Aug - 13 Sep	-0.39
2010	9	17	14-29 Sep	-0.35
2010	10	18	30 Sep - 15 Oct	-0.32
2010	10	19	16-31 Oct	-0.52
2010	11	20	1-16 Nov	-0.46
2010	11	21	17 Nov - 2 Dec	-0.61
2010	12	22	3-18 Dec	-0.70
2010	12	23	19-31 Dec	-0.80
2011	1	1	1-16 Jan	-0.75
2011	1	2	17 Jan - 1 Feb	
2011	2	3	2-17 Feb	
2011	2	4	18 Feb - 5 Mar	