FUTURES PORTAL
Scaling

START HERE...

Welcome and Introduction Video

Link: https://youtu.be/kxz3y2VPBE

Watch this welcoming video from the Scaling Up team. The team will give you a brief overview of the this Futures Portal and the digital experience that they will be sharing with you here.

(2 min 40 seconds)

Section 1

What is scaling and the scaling process?

This section focuses on the scaling framework and process.

Section 2

What does the scaling process look like?

This section unpacks the scaling process and what the results are that you can expect.

- In-Person Scaling Workshop
- A Virtual Scaling Workshop Series
- A deeper Scaling Readiness Assessment

Section 3

Who gets involved during Scaling Process work? How can I get an assessment for my work?

This section is practical and introduces you to the roles required for your project and the time frames to complete a scaling project.

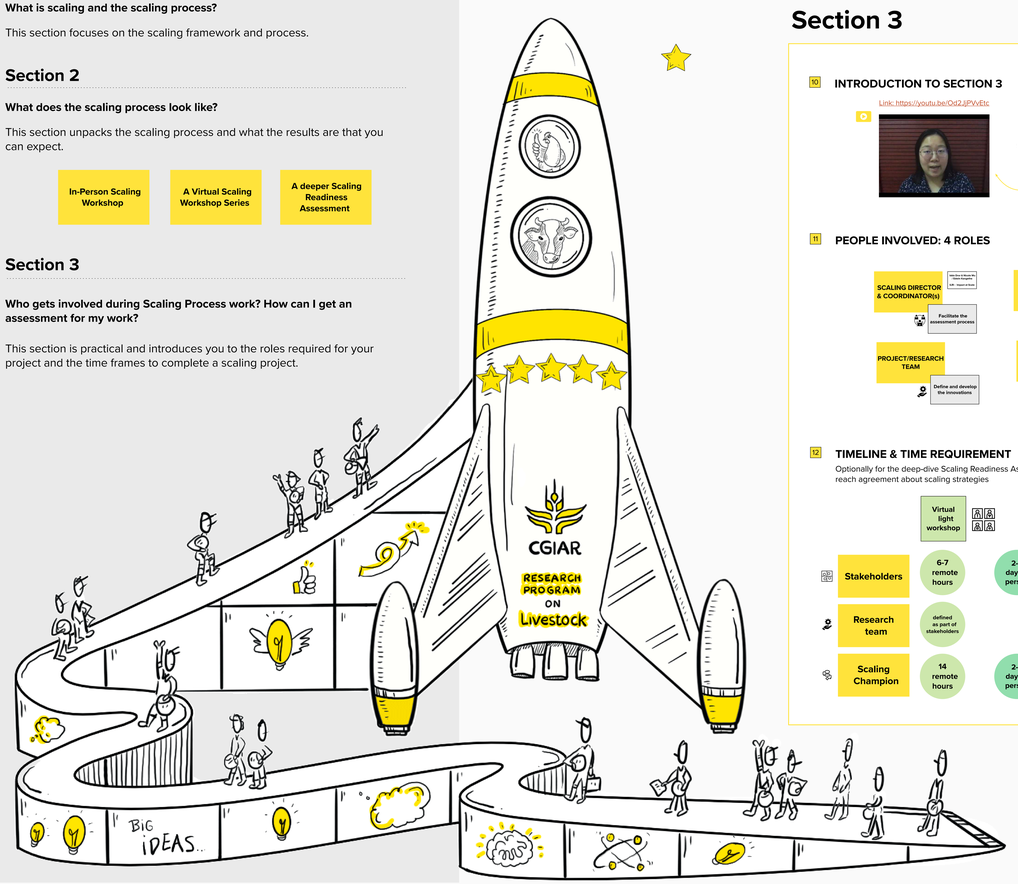

Section 1

1 INTRODUCTION TO SECTION 1

Link: https://youtu.be/eVsMizNNVU0

Watch a video of **Iddo Dror**, Program Lead of Impact at Scale, sharing a brief into on what's in this section - concepts of scaling and ILRI's framework for scaling.

(2 min 30 seconds)

2 ILRI SCALING FRAMEWORK

Link: https://hdl.handle.net/10568/107911

Click on the link above to download the Scaling Better Together PDF

3 SCALING BETTER TOGETHER VIRTUAL WORKSHOP 21 MAY

Link: https://youtu.be/Rr6L84L3Lbw

Click on the link and watch the ILRI Virtual Workshop video from May 21st:

1. Presentation of ILRI Scaling Framework
2. Update on Activities
3. Discussion on 'next steps' and alignment with broader ILRI processes

4 SCALING FRAMEWORK BLOGS

Link: https://news.ilri.org/2020/04/16/ilri-adopts-new-framework-for-scaling-up-livestock-research-for-development/

Click on the links to access the Scaling Blogs

Link: https://news.ilri.org/2020/04/16/ilri-adopts-new-framework-for-scaling-up-livestock-research-for-development/

5 SCALING FRAMEWORK TOOLS

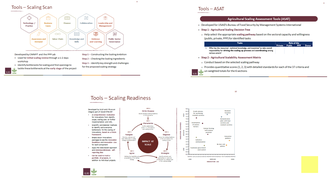

Section 2

6 INTRODUCTION TO SECTION 2

Link: https://youtu.be/u36p6PdlypQ

Watch a video of **Edwin Kangethe**, from Impact at Scale, explaining the scaling process and the approach to the Scaling Stakeholder Workshops (3 min 24 seconds)

7 THE SCALING STAKEHOLDER WORKSHOP

A IN-PERSON WORKSHOP

Planning Meeting with Research Leaders → 1-Hour Webinar for Introduction → 2-3 Days In-Person Scaling Workshop → Summaries Findings → Data Validation and Follow Up

B VIRTUAL WORKSHOP

Asynchronous
Synchronous
Optional

Planning & Pre-Activities → [LIVE] Introduction to Scaling and Series arrangements → Develop Realistic Scaling Ambition → [LIVE] Integrating Scaling Ambitions and next steps → Individual Scaling Ingredients Assessment → Group Discussion on Challenges & Solutions → [OPTIONAL] Final Presentation and Reflection → [OPTIONAL] Agricultural Scaling Decision Tree Exercise

Link: https://app.sessionlab.com/sessions/B49WYL/?rtnMKuuTFSai.gf_4y5qLMw&tab=comments

SessionLab

Click on the link to access the workshop planning in SessionLab.

8 THE SCALING READINESS ASSESSMENT

A deeper Scaling Readiness Assessment can be added on the Scaling Stakeholder Workshop

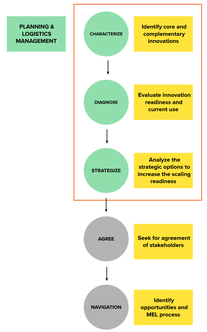

Focus of the scaling assessments

Within each step, there is an activity break-down with a management component using a pre-populated project management system (ClickUp)

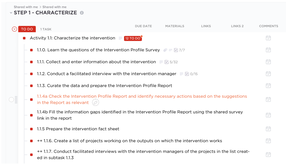



Gantt Chart Overview of Activities from Week 1 - Week 24

9 SCALING RESULTS: KEY DELIVERABLES

1. Unpacked project innovation(s) into core and complementary aspects
2. Bottlenecks and opportunities for scaling and innovation
3. Strategy on addressing bottlenecks and opportunities
4. Partnership Model for effective scaling

Link: https://hdl.handle.net/10568/108046

Link: https://hdl.handle.net/10568/108383

Click on the links above to download the scaling scan in-person workshops conducted so far with the CRP (Uganda & Tanzania)

Section 3

10 INTRODUCTION TO SECTION 3

Link: https://youtu.be/Od2JjPVyEtc

Watch a video of **Nicole Wu**, from Impact at Scale, introducing you to who would be involved in the scaling process and the timeline to do the assessments (1 min 52 seconds)

11 PEOPLE INVOLVED: 4 ROLES

- **SCALING DIRECTOR & COORDINATOR(s)** — Has the 4 Roles to Ensure Success; Lead – Support All Roles; Facilitate the assessment process
- **SCALING CHAMPION** — Can Engage Anyone, Anywhere, Anytime; Must Have Power to Move Others; Provides overall coordination for the innovation
- **PROJECT/RESEARCH TEAM** — Define and develop the innovations
- **KEY SCALING STAKEHOLDERS** — Value chain actors, market experts, project partners, etc.

12 TIMELINE & TIME REQUIREMENT

Optionally for the deep-dive Scaling Readiness Assessment, there will be a one-day workshop to reach agreement about scaling strategies

	Virtual light workshop	In person light workshop	Deep Dive: Scaling Readiness
Stakeholders	6-7 remote hours	2-3 days in-person; 2 remote hours	3 remote hours (selected ones)
Research team	defined as part of stakeholders	defined as part of stakeholders	3 remote hours
Scaling Champion	14 remote hours	2-3 days in-person; 3 remote hours	10 remote hours