

The Monthly Maize Market Report was developed by researchers at IFPRI Malawi with the goal of providing clear and accurate information on the variation of maize prices in selected markets throughout Malawi. The reports are intended as a resource for those interested in maize markets in Malawi, namely producers, traders, consumers, or other agricultural stakeholders.

## Highlights

- Retail maize prices increased marginally by 0.2 percent in March 2021.
- Prices in the South remain higher than in the Centre and North.
- ADMARC sales were reported in 25 of the 26 markets monitored.
- The price of old maize (from previous season) was MWK 35/kg higher than of new maize.
- Retail prices in Malawi remain lower than in most markets in eastern Africa.

## Prices increased marginally in March

Retail maize prices for ‘old’ maize, harvested in the 2019/20 season increased marginally by 0.2 percent during the month of March. ‘New’ maize that has recently been harvested, sells at a discount (see next page). By the end of the month, retail prices for old maize had increased in 8 markets, declined in 8 markets, and remained stable in 10 markets. The largest declines were recorded in Mangochi and Mbayani (both 10 percent) while the largest increase was recorded in Mwanza (12 percent).

The monthly average retail maize price for March 2021 was MWK 181/kg. This is about 3 percent lower than last month and 44 percent lower than in March 2020.

As the main harvest season is now underway, the Ministry of Agriculture and Food Security announced the minimum farmgate price for maize to be MWK 150/kg on 1 April.

## Prices are higher in the South

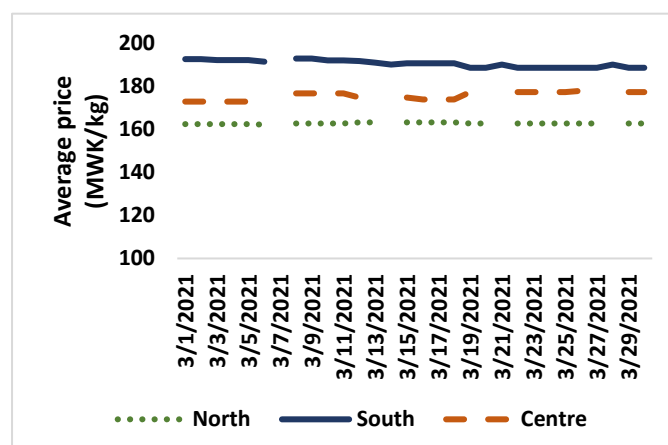
Retail maize prices remained highest in the South and lowest in the North (Figure 1), as is the usual pattern. Prices in all regions remained relatively stable during the month.

At the end of the month, prices in the center were MWK 14/kg higher than in the North and MWK 12/kg lower than in the South.

Table 1. Maize retail prices (MWK/kg) by market

Market	06-Mar-21	13-Mar-21	20-Mar-21	27-Mar-21	Change
Chitipa	153	153	147	147	↓ -4%
Karonga	170	170	170	170	→ 0%
Rumphi	153	153	153	153	→ 0%
Mzuzu	180	180	180	180	→ 0%
Mzimba	167	167	162	162	↓ -3%
Jenda	147	153	162	162	↑ 10%
Salima	200	200	200	200	→ 0%
Mchinji	164	159	159	160	↓ -2%
Nsungwi	180	180	180	180	→ 0%
Mitundu	173	173	190	190	↑ 10%
Chimbiya	150	167	163	165	↑ 10%
Balaka	180	173	173	173	↓ -4%
M'baluku	200	200	190	190	↓ -5%
Mangochi	200	193	180	180	↓ -10%
Liwonde	180	180	180	180	→ 0%
Chiringa	200	200	200	200	→ 0%
Mpondabwino	200	207	201	201	↑ 0%
Lunzu	190	190	190	190	→ 0%
Mbayani	200	200	180	180	↓ -10%
Mwanza	173	193	193	193	↑ 12%
Mulanje	190	190	190	190	→ 0%
Luchenza	190	190	193	193	↑ 2%
Chikwawa	200	200	220	220	↑ 10%
Ngabu	190	190	190	190	→ 0%
Bangula	195	199	199	199	↑ 2%
Nsanje	187	173	173	173	↓ -7%
<b>All markets</b>	<b>181</b>	<b>182</b>	<b>181</b>	<b>182</b>	<b>↑ 0.2%</b>

Figure 1. Daily average maize retail prices during March 2021



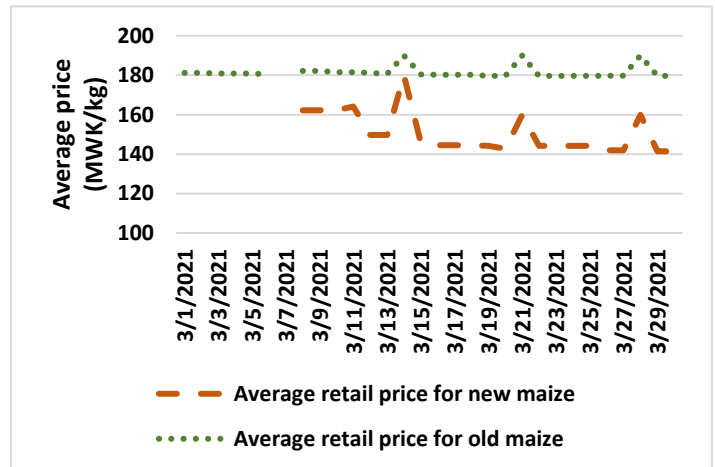
## ADMARC Activities

During the Month of March 2021, ADMARC sales were reported in all markets monitored by IFPRI except Jenda. Maize is being sold to consumers by ADMARC at MWK160/kg, which is substantially lower than the retail price in most markets. No ADMARC purchases were reported in any of the 26 markets monitored.

## Prices for old and new maize in March 2021

As 2020/21 harvesting season has started, both 'old' (harvested in the 2019/20 season) and 'new' (recently harvested) maize stocks are present on the market. Figure 2 compares the average retail maize price of 'old' and 'new' maize stock in March 2021. Prices for 'new' maize were usually lower than for 'old' maize because of its higher moisture content but follow the same pattern as old maize price. On average, retail prices of 'new' maize were MWK 35/kg lower than for 'old' maize during the month of March and MWK89/kg lower than for 'new' maize during March 2020.

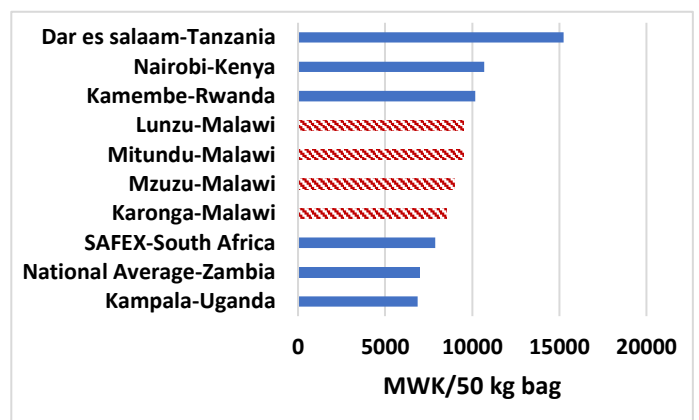
Figure 2. Daily retail prices for old and new maize (MWK/kg)



## Regional prices

As of the end of March 2021, retail maize prices in Malawian markets were lower than in selected regional markets in eastern Africa. Prices in Lunzu, Mzuzu, Mitundu and Karonga markets were higher than on SAFEX (the main grain futures market in South Africa), Zambia and in Uganda.

Figure 3. Retail maize prices in selected markets in eastern and southern Africa (as of end February 2021)



## How data was collected

IFPRI Malawi has been monitoring retail maize prices and ADMARC activities in selected markets since December 2016. Currently, data is collected from 26 markets across the country, with monitoring occurring six days per week, excluding Sundays. At least three monitors report data from each of these markets. Data is collected by means of automated short message service (SMS) with follow-ups made by telephone if necessary. The regional prices reported in Figure 3 are sourced from Food and Agriculture Organization's Global Information and Early Warning System (FAO-GIEWS), IFPRI Malawi, the Johannesburg Stock Exchange (JSE), and the Zambia Statistics Agency.



### For further information contact

Aubrey Jolex ([A.Jolex@cgiar.org](mailto:A.Jolex@cgiar.org)) at IFPRI Malawi.

To learn more about our work, visit [www.massp.ifpri.info](http://www.massp.ifpri.info) or follow us on Twitter (@IFPRIMalawi).