

# Quarterly Market Report

## Report No. 6b for Animal Products, January to March 2022

*This quarterly market report was developed by researchers at IFPRI Malawi with the goal of providing clear and accurate information on the variation of weekly and monthly retail prices of selected agricultural commodities that are important for food security and nutrition in Malawi. The reports are intended as a resource for those interested in agricultural markets in Malawi.*

### Highlights

- Average retail prices of chicken and egg decreased by 2 and 3 percent respectively.
- Overall, goat meat prices increased by 13 percent.
- Dried fish prices were more stable and increasing during the quarter than previous quarters.

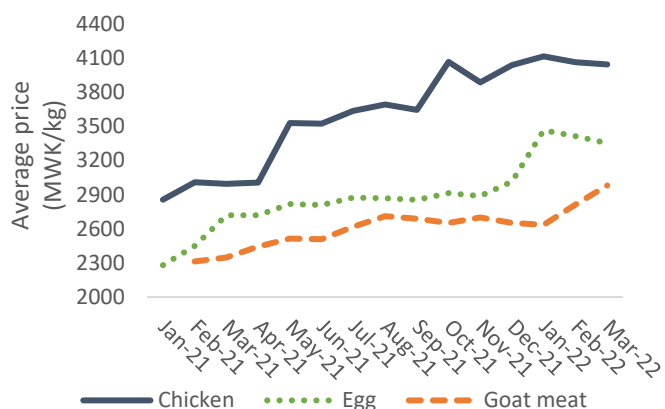
### Livestock and Livestock products

Figure 1 presents weekly average retail prices of chicken, egg and goat meat from first quarter of 2021 to the first quarter of 2022. In the first quarter of 2022, chicken and egg retail prices showed the same decreasing trend while goat prices sharply increased in this quarter.

Retail prices of live chicken and egg decreased by 2 and 3 percent respectively. However, there were variations across the regions. Chicken prices increased by 2 percent in the South while decreasing by 4 and 2 percent in the North and Center respectively. Following the same trend, egg prices increased in the South by 4 percent and decreased by 6 and 8 percent in the Center and South respectively.

Goat meat prices increased in all the regions where it is being monitored. Overall goat meat prices increased by 13 percent.

**Figure 1:** Weekly Livestock and Livestock products retail prices (MWK/unit) for 2022



**Note:** Chicken is priced per single live chicken; Goat meat is priced per kilogram; Eggs are priced per tray (30 eggs)

**Table 2:** Livestock and Livestock products retail prices (MWK/unit) by region

	January	February	March	Percentage change Since January	
<b>Chicken</b>					
North	4545	4411	4372	↓	-4%
Center	4210	4103	4108	↓	-2%
South	3589	3675	3647	↑	2%
All markets	4114	4063	4042	↓	-2%
<b>Egg</b>					
North	3339	3139	3144	↓	-6%
Center	3415	3352	3140	↓	-8%
South	3640	3751	3768	↑	4%
All markets	3465	3414	3351	↓	-3%
<b>Goat</b>					
Center	2569	2737	2942	↑	14%
South	2702	2885	3019	↑	12%
All markets	2636	2811	2980	↑	13%

**Note:** Number of markets monitored: Chicken = 11; Egg = 13; Goat = 8; Goat meat monitored only in the Center and South

## Fish

In the first quarter of 2022, fresh Mlamba averaged at MWK21,634 per dozen (22 percent lower than last quarter) while fresh Chambo averaged at MWK20,050 per dozen (8 percent lower than last quarter) (Figure 2). Fresh Micheni increased by 2 percent from last quarter to average at MWK18,470. Fresh usipa averaged at MWK13,685 per 5-liter bucket during the quarter, 15 percent higher than last quarter.

Dried fish were more stable in this quarter than in the previous quarters (Figure 3). Since last quarter, dried Chambo, Usipa and Micheni prices increased by 2, 21 and 24 percent respectively while dried Mlamba prices decreased by 7 percent.

### How data were collected

With financial support from the European Union, IFPRI Malawi began monitoring retail prices of selected legumes, roots and tubers, and non-maize cereals\* in selected markets in October 2020. Currently, prices are collected from 44 markets across the country, with monitoring occurring once per week. Three monitors report prices from each market. Data is collected by means of automated short message service (SMS) with follow-ups made by telephone the next day if needed. The commodities monitored are being phased-in, starting with legumes, root crops and other cereals, and then expanding to include livestock products and fish by the end of March 2022. Note that the number of markets monitored vary by commodity because major markets are targeted in areas where these commodities are widely produced.

\* Daily retail prices for maize are available from our [monthly maize market reports](#)

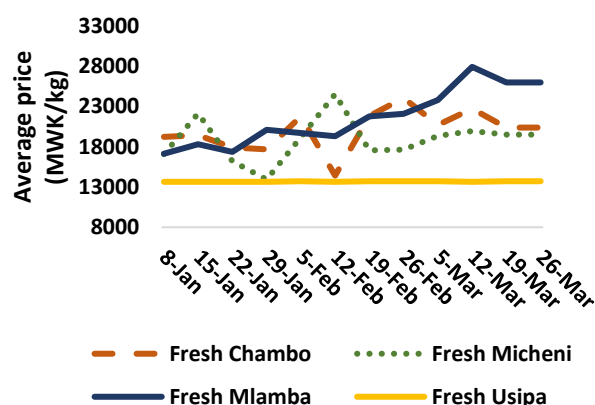


For further information contact

Aubrey Jolex ([a.jolex@cgiar.org](mailto:a.jolex@cgiar.org)) at IFPRI Malawi.

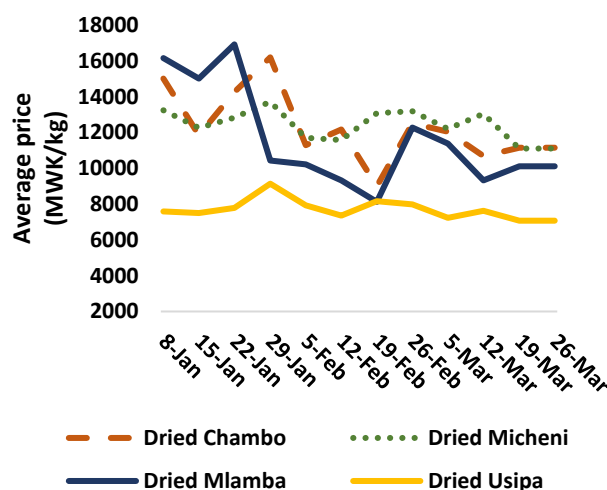
To learn more about our work, visit <https://massp.ifpri.info> or follow us on Twitter ([@IFPRIMalawi](https://twitter.com/IFPRIMalawi)).

**Figure 2.** Average weekly retail prices of fresh fish



**Note:** Chambo, mlamba and micheni (dried and fresh) are priced per dozen; usipa (dried and fresh) is priced per 5-liter bucket

**Figure 3:** Average weekly retail prices of dried fish



**Note:** Chambo, mlamba and micheni (dried and fresh) are priced per dozen; usipa (dried and fresh) is priced per 5-liter bucket