

The Monthly Maize Market Report was developed by researchers at IFPRI Malawi with the goal of providing clear and accurate information on the variation of daily maize prices in selected markets throughout Malawi. The reports are intended as a resource for those interested in maize markets in Malawi, namely producers, traders, consumers, or other agricultural stakeholders.

### Highlights

- Retail maize prices increased by 6 percent during October 2020.
- Prices in the South rose more than in the Centre and North.
- ADMARC sales were reported in 8 of the 26 markets monitored by IFPRI.
- Retail maize prices in Malawi were lower than in most eastern African markets.

### Prices increased by 6 percent

During the month of October, retail maize prices increased by 6 percent. The average retail price was MWK 193/kg. This price is about 7 percent higher than in September and 18 percent lower than during the same time last year.

Prices rose in 16 markets and remained constant in the rest of the markets across the three regions of Malawi. The largest price increase was recorded in Lunzu market (25 percent) followed by Bangula (14 percent) and Mulanje (13 percent) markets.

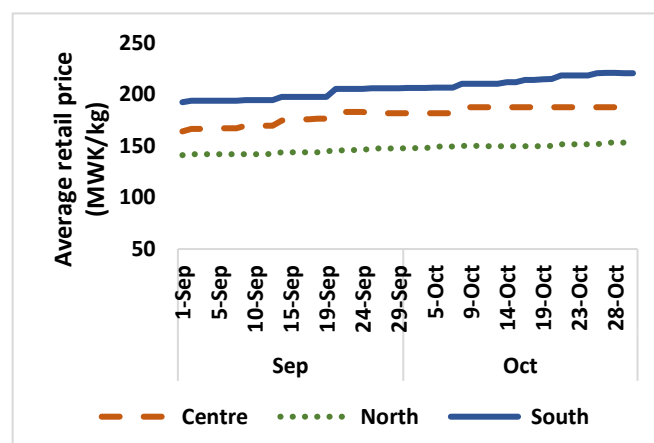
**Table 1. Maize retail prices (MWK/kg) by market**

Market	3-Oct-20	10-Oct-20	17-Oct-20	24-Oct-20	31-Oct-20	Change
Chitipa	140	140	140	150	150	↑ 7%
Karonga	150	150	150	150	150	→ 0%
Rumphi	143	150	148	150	150	↑ 5%
Mzuzu	150	150	150	150	150	→ 0%
Mzimba	150	150	150	150	150	→ 0%
Jenda	153	160	160	160	163	↑ 7%
Salima	200	220	220	220	220	↑ 10%
Mchinji	180	180	180	180	180	→ 0%
Nsungwi	173	180	180	180	187	↑ 8%
Mitundu	180	180	180	180	180	→ 0%
Chimbiya	175	180	180	180	177	↑ 1%
Balaka	193	193	193	200	200	↑ 3%
M'baluku	220	220	220	220	220	→ 0%
Mangochi	207	207	220	220	213	↑ 3%
Liwonde	200	200	200	200	200	→ 0%
Chiringa	200	200	200	200	200	→ 0%
Mpondabwino	233	242	245	245	245	↑ 5%
Lunzu	200	200	220	220	250	↑ 25%
Mbayani	200	220	220	220	220	↑ 10%
Mwanza	233	250	250	250	233	→ 0%
Mulanje	200	200	225	225	225	↑ 13%
Luchenza	200	200	200	200	200	→ 0%
Chikwawa	200	200	200	200	220	↑ 10%
Ngabu	203	210	210	210	220	↑ 8%
Bangula	202	210	210	210	230	↑ 14%
Nsanje	197	197	197	250	220	↑ 12%
<b>All markets</b>	<b>188</b>	<b>192</b>	<b>194</b>	<b>197</b>	<b>198</b>	<b>↑ 6%</b>

### Prices are higher in the South

Maize prices have been steadily increasing during the month of October in the southern region (Figure 1). Prices in the central region have also increased gradually throughout the month. Prices in the North remained relatively stable. By the end of October, prices in the centre were MWK 36/kg higher than in the North and MWK 27/kg lower than in the South.

**Figure 1. Daily average maize retail prices during October 2020**

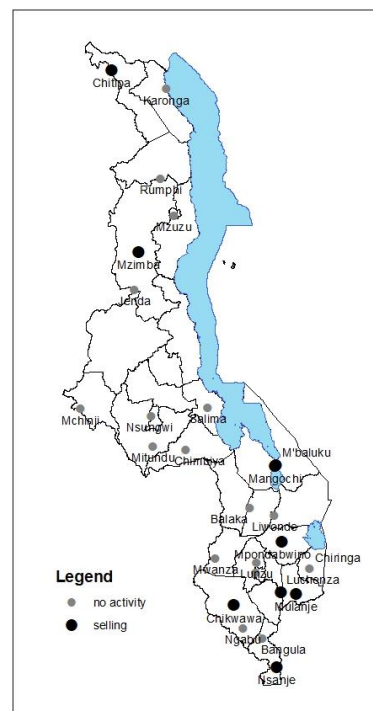


## ADMARC and NFRA Activities

In October 2020, no ADMARC purchases were reported in the 26 markets IFPRI monitors. However, sales were reported in eight of the markets monitored, namely Chikwawa, Chitipa, Luchenza, Mangochi, Mpondabwino, Mulanje, Mzimba, and Nsanje (Figure 2).

The NFRA announced it would start purchasing maize for restocking of the SGR from cooperatives at the preferential price of MWK 215/kg in late September. Maize purchases from traders by the NFRA at the higher cooperative price were halted in early October. However, to take advantage of the MWK 15/kg price premium, some 'resale' from traders back to cooperatives and other informal agreements is reported to have occurred.

Figure 2. Location of ADMARC activities in October 2020

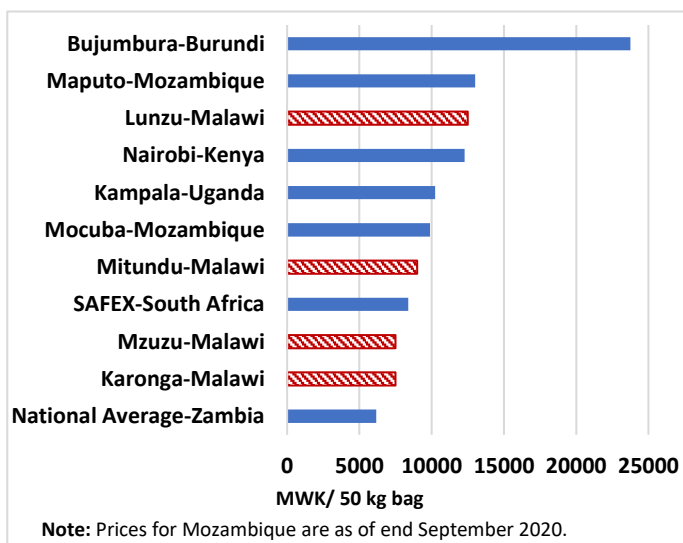


## Regional prices

Figure 3 shows retail maize prices per 50 kg bag in selected markets in Malawi and other regional markets at the end of October.

Retail maize prices in central and northern Malawi markets were lower than in most of the other regional markets except for Zambia. Maize prices on SAFEX, the main grain futures market in South Africa, were higher than in Karonga and Mzuzu markets, but lower than in Mitundu and Lunzu. The highest price was recorded in Bujumbura (Burundi) followed by Maputo (Mozambique).

Figure 3. Retail maize prices in selected markets in eastern and southern Africa (as of end October 2020)



## How data was collected

IFPRI Malawi has been monitoring retail maize prices and ADMARC activities in selected markets since December 2016. Currently, data is collected from 26 markets across the country, with monitoring occurring six days per week, excluding Sundays. At least three monitors report data from each of these markets. Data is collected by means of automated short message service (SMS) with follow-ups made by telephone if necessary. The regional prices reported in Figure 3 are sourced from IFPRI Malawi, the Johannesburg Stock Exchange (JSE), the Regional Agricultural Trade Intelligence Network (RATIN), Sistema de Informação de Mercados Agrícolas (SIMA), and the Zambia Statistics Agency.



### For further information contact

Dennis Ochieng ([D.Ochieng@cgiar.org](mailto:D.Ochieng@cgiar.org)) or Rosemary Botha ([R.Botha@cgiar.org](mailto:R.Botha@cgiar.org)) at IFPRI Malawi.

To learn more about our work, visit [www.massp.ifpri.info](http://www.massp.ifpri.info) or follow us on Twitter (@IFPRIMalawi).