

The Monthly Maize Market Report was developed by researchers at IFPRI Malawi with the goal of providing clear and accurate information on the variation of maize prices in selected markets throughout Malawi. The reports are intended as a resource for those interested in maize markets in Malawi, namely producers, traders, consumers, or other agricultural stakeholders.

Highlights

- Retail prices of maize increased by 22 percent since June 2022.
- No ADMARC purchases or sales were reported in any of the markets monitored by IFPRI.
- Retail prices in Malawi were lower than in selected regional markets in eastern Africa.

Prices increased by 22 percent since June 2022

As of the end of July, maize retail prices averaged at MWK310/kg, an increase of 22 percent from the previous month (Figure 1). This is about 137 percent higher than the same month last year (July 2021). Since harvest this year, maize retail prices have ever been rising likely related to Russia’s invasion of Ukraine, as explained in our [policy note](#) on that topic.

Within the month, maize retail prices were highest in Bangula, selling as high as MWK400/kg and lowest in Rumphu and Jenda selling at MWK230/kg. All markets except Chitipa and Mbayani (where prices were constant) registered price increases from as low as 1 percent in Mzimba to as high as 45 percent in Rumphu (Table 1).

Prices remain highest in the South

Maize continues to sell the highest in the South. Prices in the North were more unstable than in the Center and South (Figure 2).

As of the end of July, prices in the South averaged MWK 324/kg, in the Center averaged MWK 291/kg, while in the North prices averaged MWK 286/kg.

Figure 1. Daily average maize retail prices since July 2021 and 2022

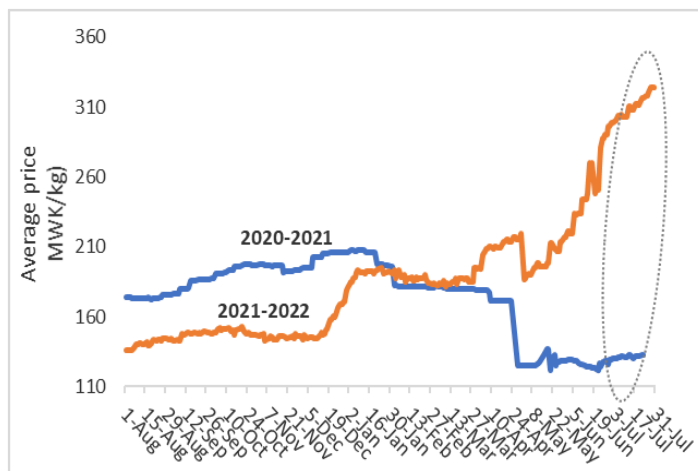


Figure 2. Daily average maize retail prices by region during April 2022

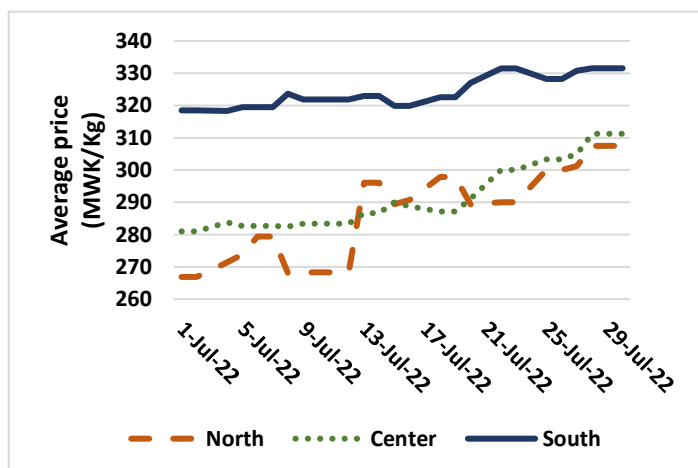


Table 1. Maize retail prices (MWK/kg) by market

	June						July	
	Average	2-Jul-22	9-Jul-22	16-Jul-22	23-Jul-22	30-Jul-22	Average	Change
Chitipa	235	300	280	300	300	300	294	↓ 0%
Jenda	207	233	240	250	250	270	245	↑ 18%
Karonga	292	323	325	323	325	328	325	↑ 11%
Mzimba	245	240	240	240	250	270	247	↑ 1%
Mzuzu	240	250	250	350	350	350	310	↑ 29%
Rumphi	200	300	230	300	300	300	290	↑ 45%
Chimbiya	220	270	270	270	280	300	277	↑ 26%
Mchinji	237	280	280	287	300	300	289	↑ 22%
Mitundu	230	275	280	280	280	300	283	↑ 23%
Nsungwi	221	280	280	300	300	300	289	↑ 30%
Salima	234	300	300	300	340	345	317	↑ 35%
Balaka	263	300	310	310	310	320	310	↑ 18%
Bangula	286	358	369	354	354	340	358	↑ 25%
Chikwawa	280	300	340	340	290	295	307	↑ 10%
Chiringa	267	300	300	300	330	330	308	↑ 15%
Liwonde	278	320	320	320	320	320	320	↑ 15%
Luchenza	267	320	320	320	350	350	333	↑ 25%
Lunzu	256	-	320	310	320	320	317	↑ 24%
Mangochi	266	300	320	320	310	300	310	↑ 17%
M'baluku	270	300	310	305	320	320	313	↑ 16%
Mbayani	294	380	360	380	380	380	376	↓ 0%
Mpondabwin	279	350	300	300	360	360	336	↑ 21%
Mulanje	254	330	350	350	350	350	347	↑ 37%
Mwanza	265	270	270	270	270	300	276	↑ 4%
Ngabu	273	320	325	330	340	345	334	↑ 22%
Nsanje	263	320	320	350	350	350	338	↑ 29%
All markets	255	298	303	308	316	324	310	↑ 22%

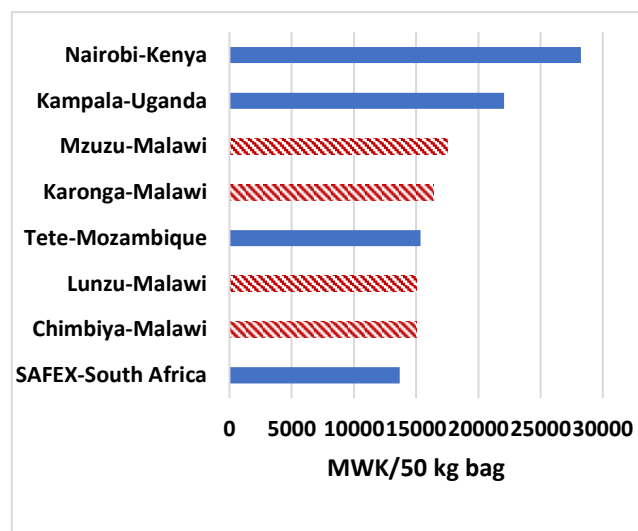
Regional prices

As of the end of July, retail prices of maize in the Malawian markets were lower than in selected regional markets in eastern Africa. Prices in Lunzu and Chimbiya were higher than on SAFEX. (Figure 3).

ADMARC Activities

No ADMARC purchases or sales were reported in any of the markets monitored by IFPRI.

Figure 3. Retail maize prices in selected markets in eastern and southern Africa (as of July 2022)



How data was collected

IFPRI Malawi has been monitoring retail maize prices and ADMARC activities in selected markets since July 2016. Currently, data is collected from 26 markets across the country, with monitoring occurring six days per week, excluding Sundays. At least three monitors report data from each of these markets. Data is collected by means of automated short message service (SMS) with follow-ups made by telephone if necessary. Regional prices reported in Figure 3 are sourced from Food and Agriculture Organization’s Global Information and Early Warning System (FAO-GIEWS), IFPRI Malawi, the Johannesburg Stock Exchange (JSE), and the Kenya Agricultural Management Information System (KAMIS).



Government of Flanders

For further information contact
Aubrey Jolex (A.Jolex@cgjar.org)
at IFPRI Malawi.

To learn more about our work, visit
www.massp.ifpri.info or
follow us on Twitter (@IFPRIMalawi).