

PAPUA NEW GUINEA FOOD PRICE BULLETIN

April 2024

This bulletin provides an overview of select food prices during the first quarter of 2024, from January to March. During this quarter, data collection status varied. In January, fortnightly price data was collected in all markets except Lae. Port Moresby price data was collected only once in February, and no price data were collected from Kokopo and Lae markets in February. All markets, apart from Goroka, collected fortnightly observations for March. No price data were collected in Mt. Hagen during the 1st quarter of 2024. To access the complete price dataset, you can download it from our [website](#).

Staple crop price trends

Sweet potato prices remained stable across all markets in the first quarter of 2024. A kilo of sweet potato cost, on average, 1.1 PGK/kg in the highlands markets of Goroka and Banz, while in the lowland markets of Lae, Kokopo and Port Moresby, sweet potato cost an average of 2.5 PGK/kg.

Compared to other staple crops in Q1, the price of sweet potato was, on average, 31 and 50 percent less expensive than cooking banana and taro respectively, across all markets. Compared to cassava, a kilo of sweet potato was on average 65 percent more expensive in all markets except in Port Moresby where it was 14 percent less expensive than cassava.

SUMMARY

Price trends of Q1 of 2024 (January-March)

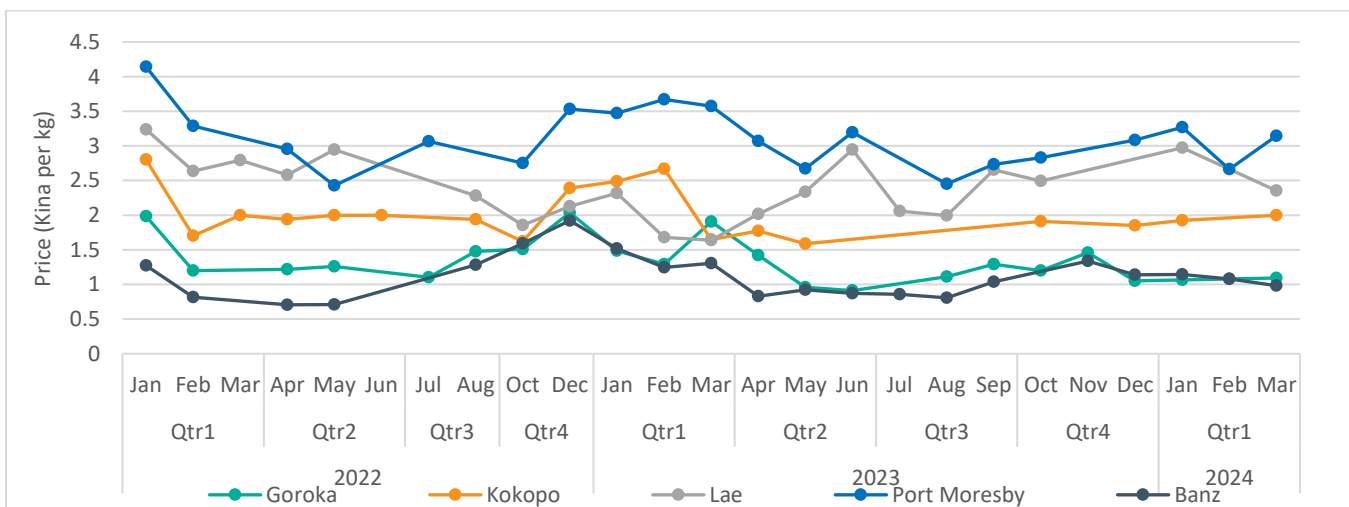
The price of sweet potato in lowland markets of Port Moresby, Lae and Kokopo is more than double the cost in highland markets of Goroka and Banz.

The price of imported rice remained stable across all markets, except in Banz where a 1 kg bag of rice decreased by 18 percent between January and March, 2024.

Prices of vegetables in Goroka market decreased on average by 13 percent (except aibika and pakchoi) between January and March. Prices of all vegetables in Port Moresby increased on average by 56 percent between January and March, 2024.

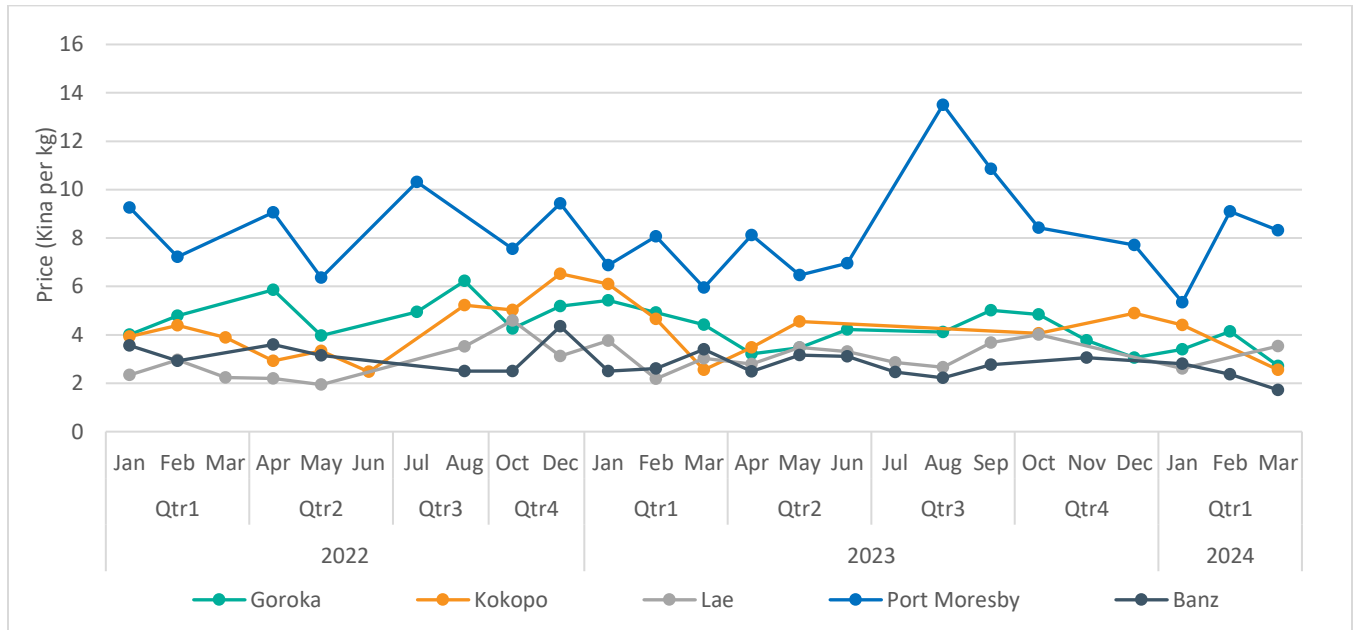
Fruits such as pawpaw and pineapple had mixed price trends across market. Pineapple increased on average by 28 percent in all markets. On average, the price of pineapple per kilo increased 29 percent price in Goroka, Kokopo and Banz between January and March, 2024.

Figure 1: Price of sweet potato across 5 FPDA markets (PGK / kg)



Source: Fresh Produce Development Agency (FPDA) market retail price database.

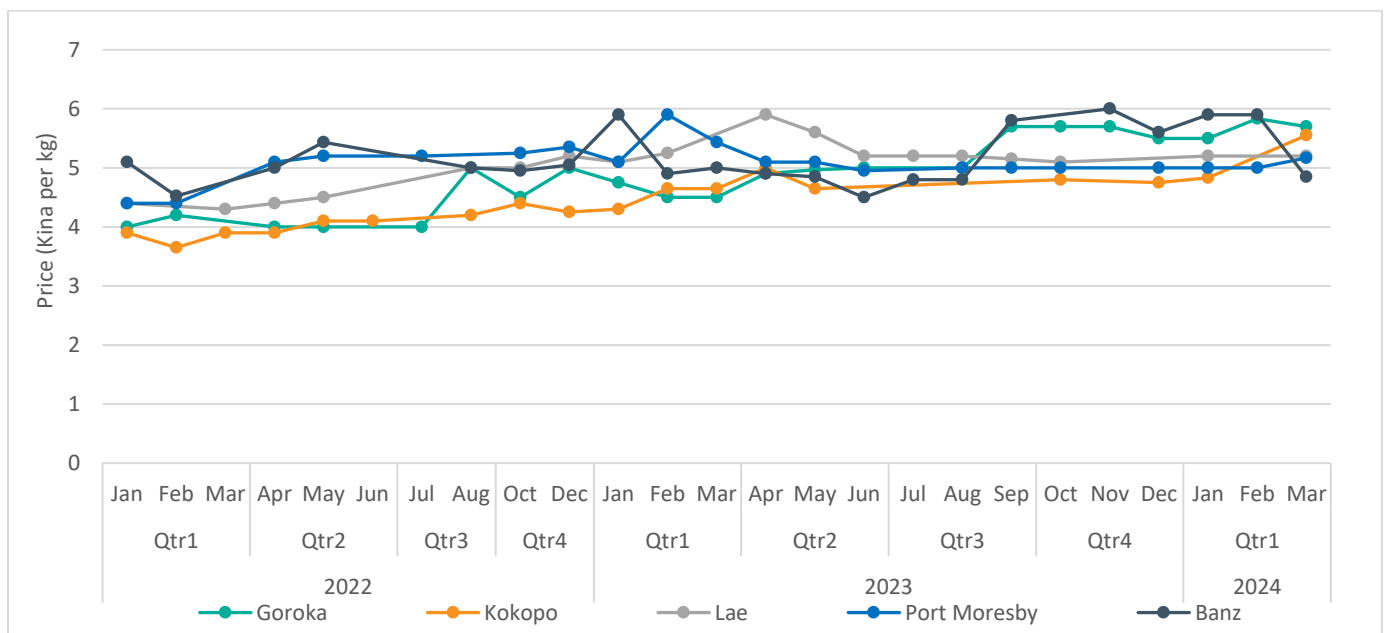
Figure 2: Price of taro across 5 FPDA markets (PGK / kg)



Source: Fresh Produce Development Agency (FPDA) market retail price database.

Compared to the last quarter of 2023, the Q1 average price of packaged rice remained stable across all markets. From January through March of 2024, the price of packaged rice increased slightly by about 5 percent across all markets (Figure 3).

Figure 3: Price of rice (1 kilo bag) across 5 FPDA markets

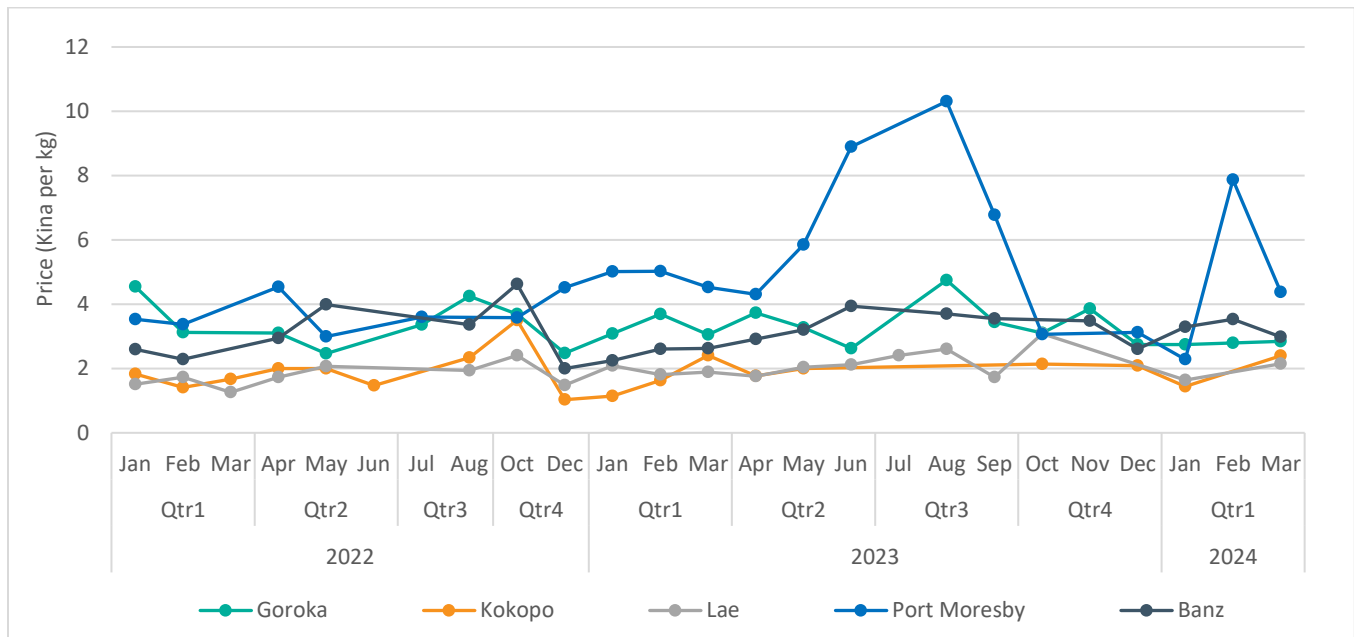


Source: Fresh Produce Development Agency (FPDA) market retail price database.

Vitamin-dense food prices

Prices of select vegetables such as aibika, English cabbage, capsicum, carrot, choko-tips, and packhoi have shown varied trends across markets in Q1 of 2024. In Goroka, prices of vegetables decreased on average by 13 percent, except for aibika and packhoi, which experienced an average price increase of 8 percent. In contrast, market prices of vegetables in Banz increased by an average of 23 percent, except for aibika (Figure 5). The price of English cabbage in Banz experienced a significant price increase (72 percent) from 1.5 PGK/kg in January to 2.5 PGK/kg by the end of March.

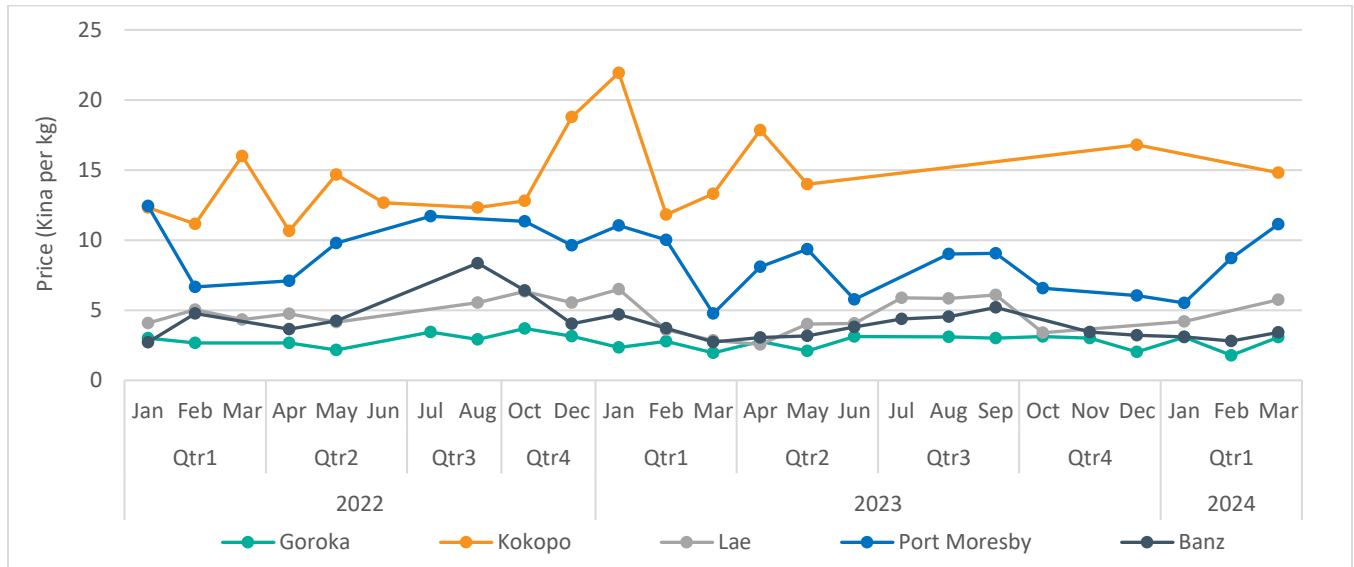
Figure 4: Price of aibika across 5 FPDA markets (PGK / kg)



Source: Fresh Produce Development Agency (FPDA) market retail price database.

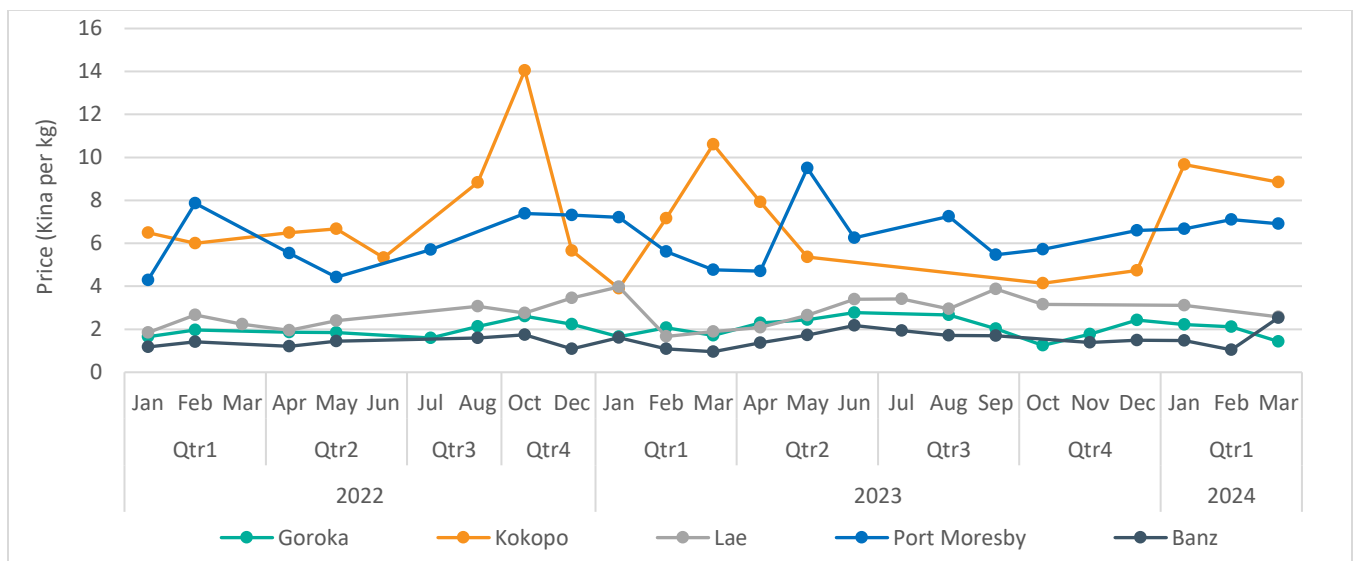
Price trends in lowland markets varied among different vegetables. For example, in Port Moresby, vegetable prices, on average, increased by 56 percent from January to March 2024. The vegetable price increase in Port Moresby was particularly notable for aibika and carrot, rising from 2.3 PGK/kg to 4.4 PGK/kg, and from 5.5 PGK/kg to 11.1 PGK/kg, respectively (Figure 5). Conversely, the price of English cabbage in Lae market decreased by 17 percent (Figure 6).

Figure 5: Price of carrot across 5 FPDA markets (PGK / kg)



Source: Fresh Produce Development Agency (FPDA) market retail price database.

Figure 6: Price of English cabbage across 5 FPDA markets (PGK / kg)



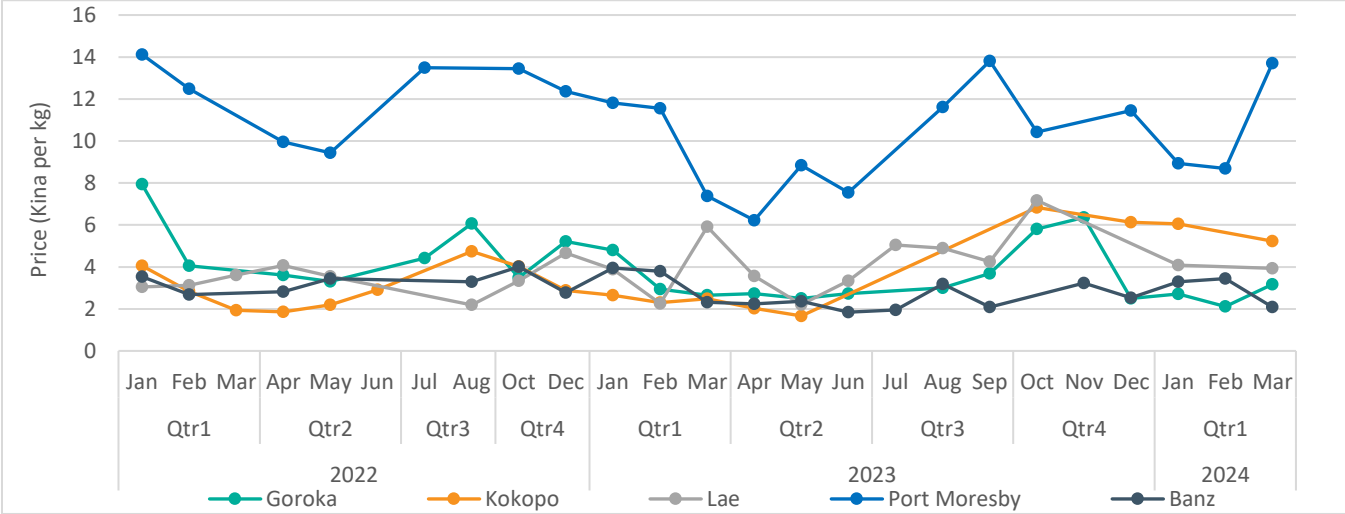
Source: Fresh Produce Development Agency (FPDA) market retail price database.

Fresh fruit price trends

During the first quarter of 2024 (January – March), fruit prices demonstrate mixed trends across markets. The price of pineapple increased on average by 28 percent in all markets, while the price of lemons decreased by an average 18 percent in Banz, Lae and Kokopo (Figure 7). The price of pawpaw increased, on average, by 29 percent in Goroka, Kokopo and Banz markets (Figure 8). By the end of the first quarter (March), lemon prices in Port

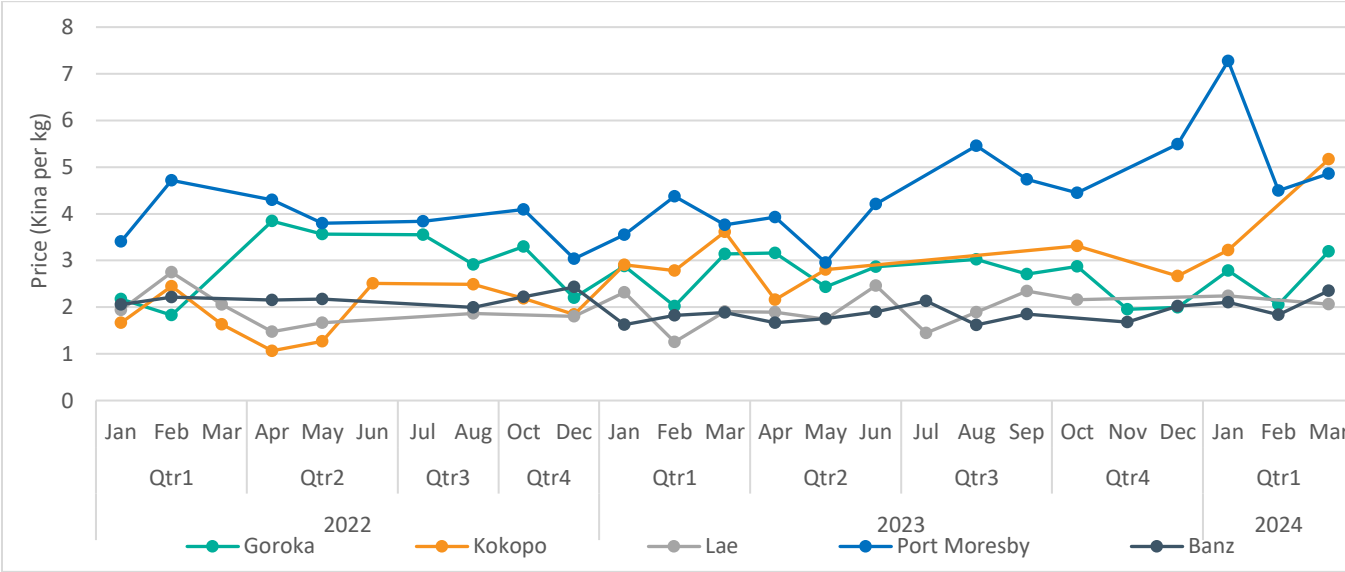
Moresby were 13.7 PGK/kg, over 5 times more expensive compared to Banz, where the price of lemon was PGK 2.1 PGK/kg (Figure 7).

Figure 7: Price of lemon across 5 FPDA markets (PGK / kg)



Source: Fresh Produce Development Agency (FPDA) market retail price database.

Figure 8: Price of pawpaw across 5 FPDA markets (PGK / kg)



Source: Fresh Produce Development Agency (FPDA) market retail price database.

Funding for this work was provided by the Department of Foreign Affairs and Trade (DFAT) of the government of Australia. This document has not been independently peer reviewed. Any opinions expressed here belong to the author(s) and are not necessarily representative of or endorsed by IFPRI, DFAT, or the CGIAR. Please contact Glen Hayoge: glenhayoge@gmail.com; or Mekamu Kedir Jemal: M.KedirJemal@cgiar.org for any questions, suggestions or comments regarding this or future food price bulletins.