

# PAPUA NEW GUINEA FOOD PRICE BULLETIN

April 2023

This bulletin provides a summary of food prices collected by the Fresh Produce Development Agency (FPDA), focusing on the first quarter of the 2023 calendar year. Throughout this quarter, price data was consistently collected on a fortnightly basis across all markets. This report also includes observations from Mt Hagen and Lae that were missing from the previous bulletin. The available comprehensive price dataset can be downloaded from our [website](#).

This bulletin reports the average monthly fresh food price data from Port Moresby, Lae, Mt Hagen, Goroka, Banz, and Kokopo markets.

## Staple crop price trends in quarter 1 of 2023

During Q1 of 2023, the (nominal) price of sweet potato and taro, decreased on average by 14 and 17 percent between January and March, respectively, in all markets (except POM sweet potato). In Banz, the average sweet potato price dropped by 21 percent from 1.72 PGK/kg in January to 1.36 PGK/kg in March 2023. The price of cassava also decreased in Port Moresby, Kokopo, and Banz markets between January and March 2023.

## SUMMARY

Download time series food price data, and build graphs and tables for over 20 different food crops at our food price database webpage:

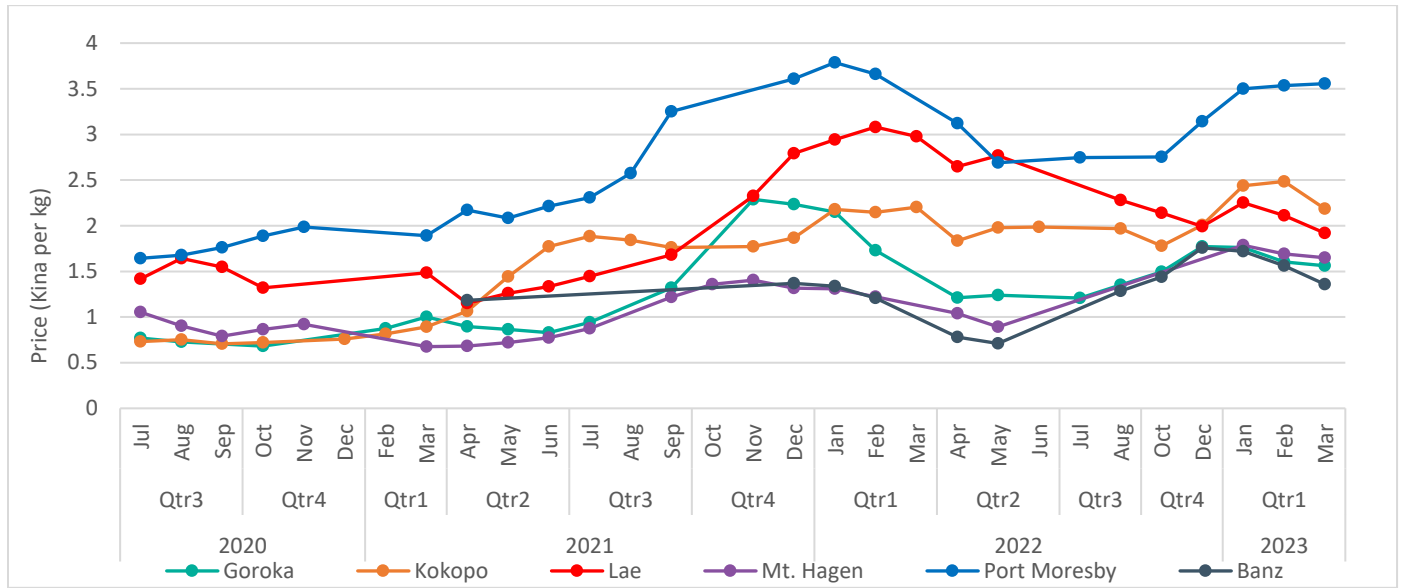
<https://www.ifpri.org/project/fresh-food-price-analysis-papua-new-guinea>

In the first quarter of 2023, the average price of sweet potatoes (except in Port Moresby) and taro declined by 14 and 17 percent, respectively, in all markets.

Rice prices remained stable in all markets during the 1<sup>st</sup> quarter of 2023, however long-term (2021 real) rice price (1 kilo bag) has increased 13% between the 2<sup>nd</sup> quarter of 2021 and the 1<sup>st</sup> quarter of 2023.

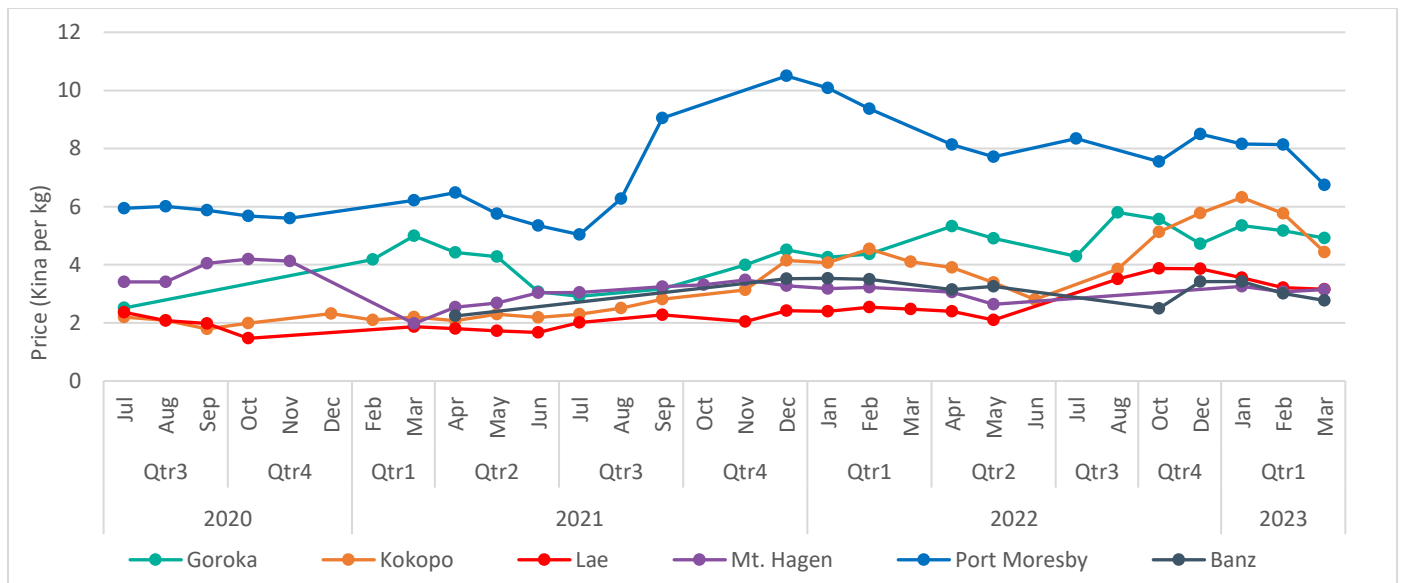
Leafy vegetables (aibika, choko-tips, English cabbage, pakchoi) prices increased 31 percent (in nominal terms) in Kokopo between January and March. However, average green leafy vegetable prices in Port Moresby decreased by 19 percent, except for Aibika. In Mt Hagen, choko-tips and pakchoi prices were up by 27 percent from January, while aibika and English cabbage decreased by 11 percent between January and March.

**Figure 1: Price of sweet potato across 6 FPDA markets (PGK / kg)**



Source: Fresh Produce Development Agency (FPDA) market retail price database.

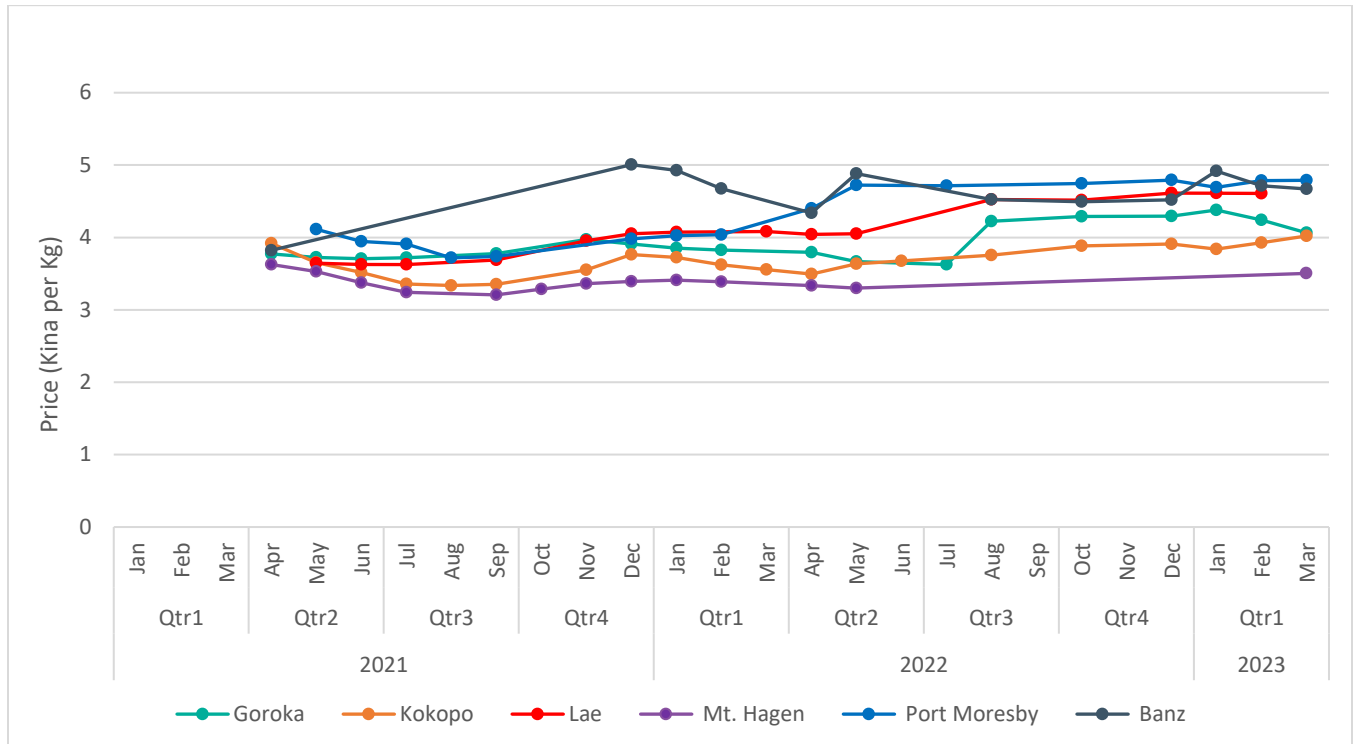
**Figure 2: Price of taro across 6 FPDA markets (PGK / kg)**



Source: Fresh Produce Development Agency (FPDA) market retail price database.

The price of imported rice remained stable in all markets throughout quarter 1. However, longer-term price trends suggest that the price of rice has steadily increased (in real 2021 terms) by 13 percent from quarter 2 of 2021 to the 1st quarter of 2023. In January 2023, the highest (nominal) price for a kilo of (root rice) was 5.47 PGK/kg in Banz, which was the highest among all markets. By the end of the first quarter, the highest price for a 1kg bag of rice was recorded in POM at 5.4 PGK/kg.

**Figure 3: Rice price per kilo across 6 FPDA markets (in real terms PGK/kg)**

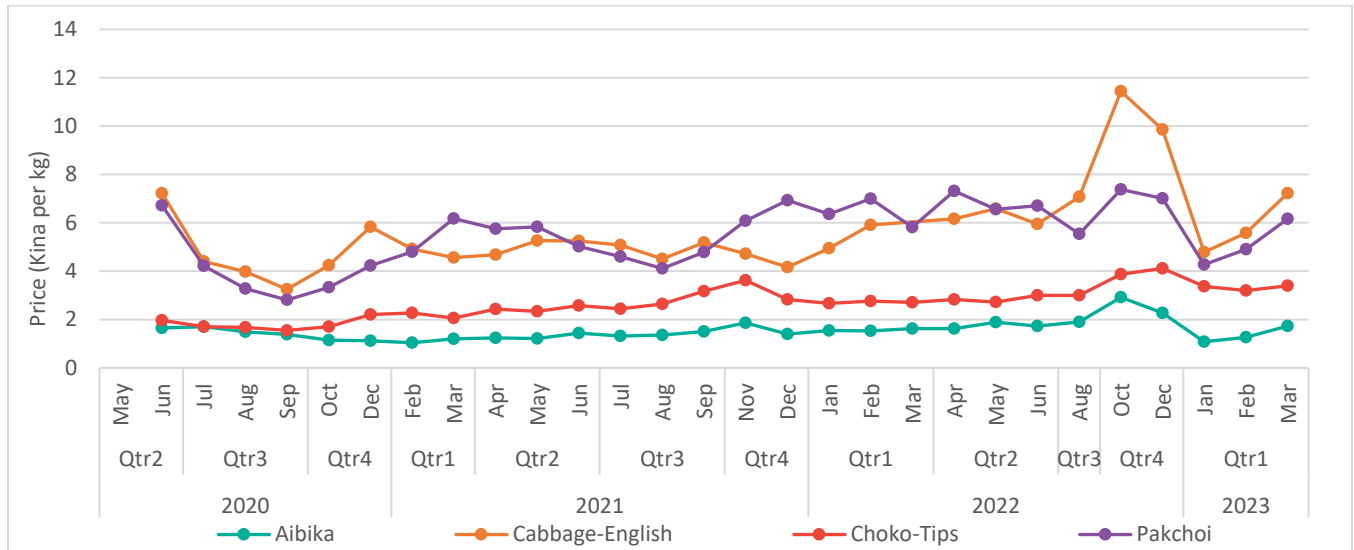


Source: Fresh Produce Development Agency (FPDA) market retail price database.

**Vitamin-dense food prices by market**

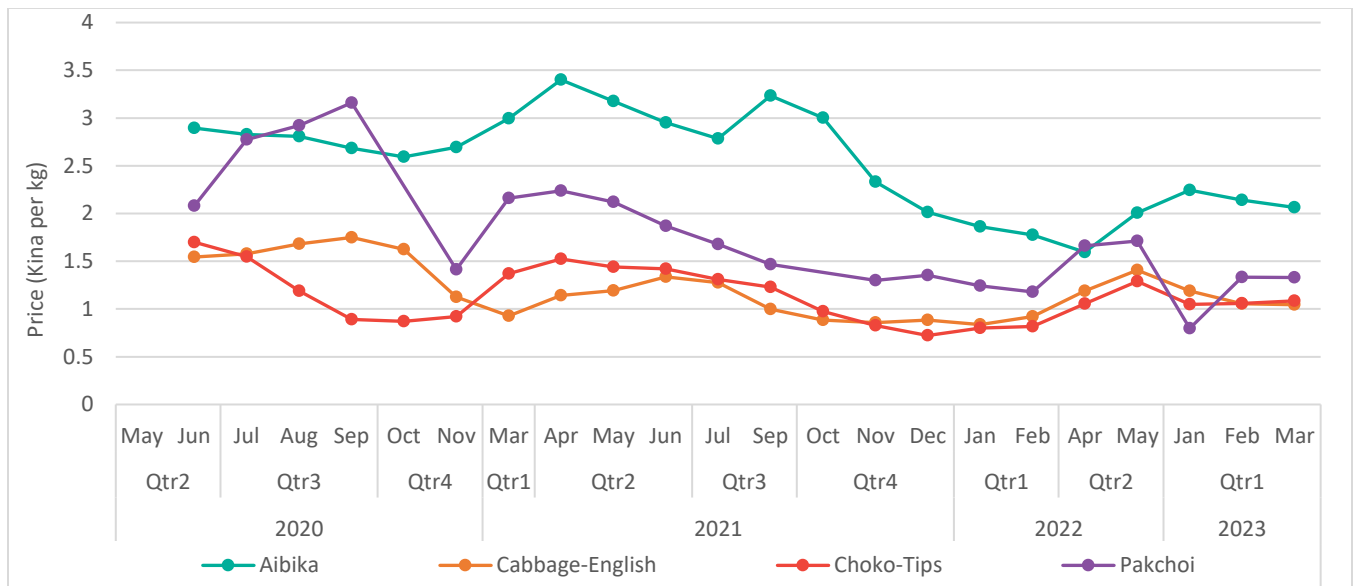
The prices of vitamin-rich leafy green vegetables, including aibika, choko-tips, English cabbage, and pakchoi, showed an average price increase of 31 percent between January and March (2023) in Kokopo market (Figure 4). In the Port Moresby market, prices of the same leafy greens decreased by 19 percent, except for aibika (Figure 5). In the highland markets of Goroka and Mt Hagen, prices fluctuated with some leafy greens increasing in price while others decreased. For example, leafy greens in Goroka increased on average by 21 percent, with the exception of cabbage, which decreased by 7 percent. (Figure 6). In Mt Hagen, choko-tips and pakchoi prices were up by 27 percent from January, while aibika and English cabbage decreased by 11 percent between January and March.

**Figure 4: Select leafy green vegetable food prices in Kokopo market**



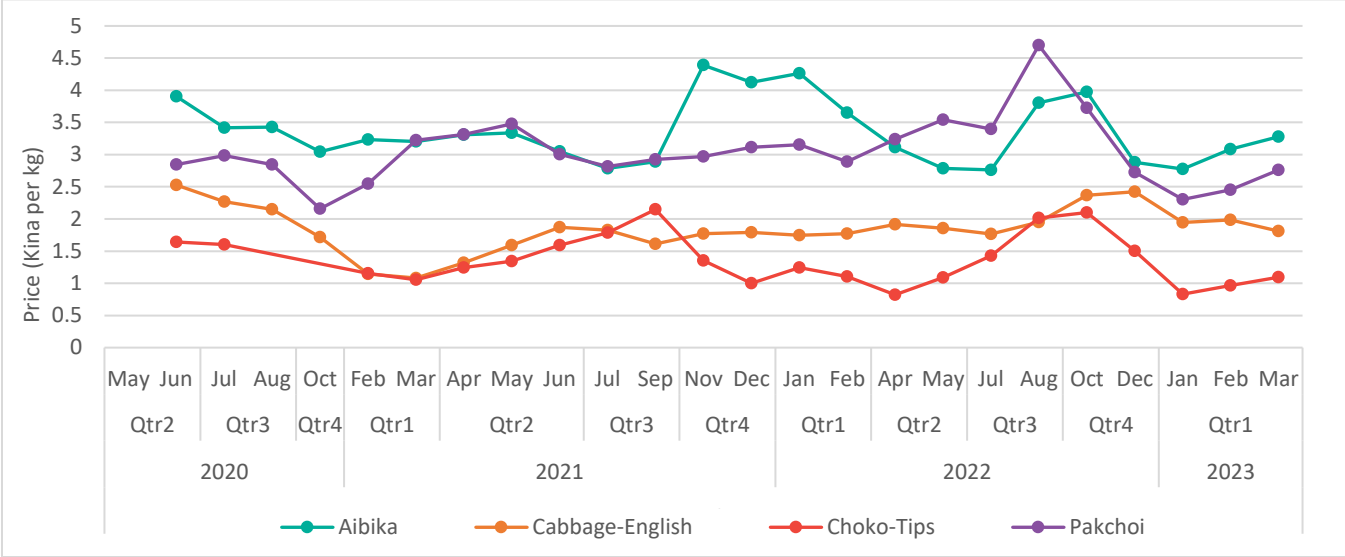
Source: Fresh Produce Development Agency (FPDA) market retail price database.

**Figure 5: Select leafy green vegetable food prices in Port Moresby market**



Source: Fresh Produce Development Agency (FPDA) market retail price database.

**Figure 6: Select leafy green vegetable food prices in Goroka market**



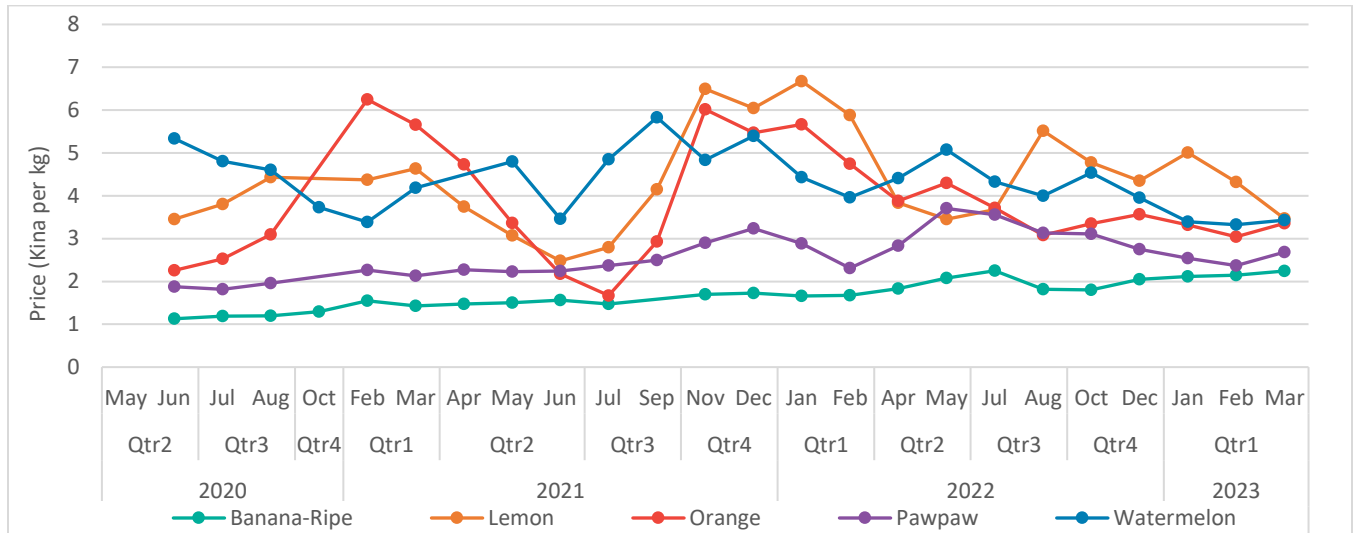
Source: Fresh Produce Development Agency (FPDA) market retail price database.

**Fresh fruits price trends**

When examining the price trends of select fruits such as banana, lemon, orange, pawpaw, and watermelon, first quarter banana prices increased by 5 percent in all markets, except for Port Moresby and Banz where prices decreased by 9 percent. Watermelon prices also increased about 15 percent between January and March. Orange prices showed an upward trend, with an average increase of 11 percent except in Kokopo where prices decreased by 8 percent from 7.42 PGK/kg in January to 7.11 PGK/kg in March. By the end of March, the price of oranges in Port Moresby rose to 13.10 PGK/kg, nearly four times the cost of oranges in Goroka, and twice as expensive as the Lae market.

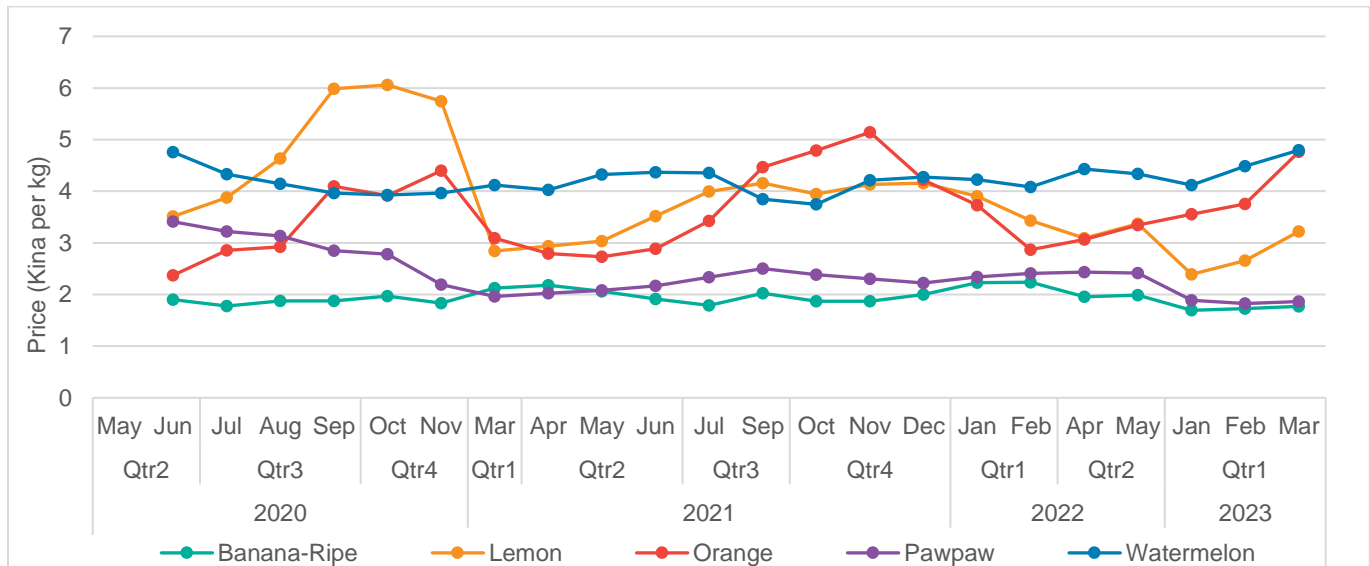
Among the select fruits, ripe bananas were the least expensive fruit in Goroka, Mt Hagen, and Port Moresby markets during Q1 of 2023. In Lae and Kokopo markets, pawpaw was identified as the least costly fruit option during the same period (Figures 7 to 10).

**Figure 7: Select fruit prices in the Goroka market**



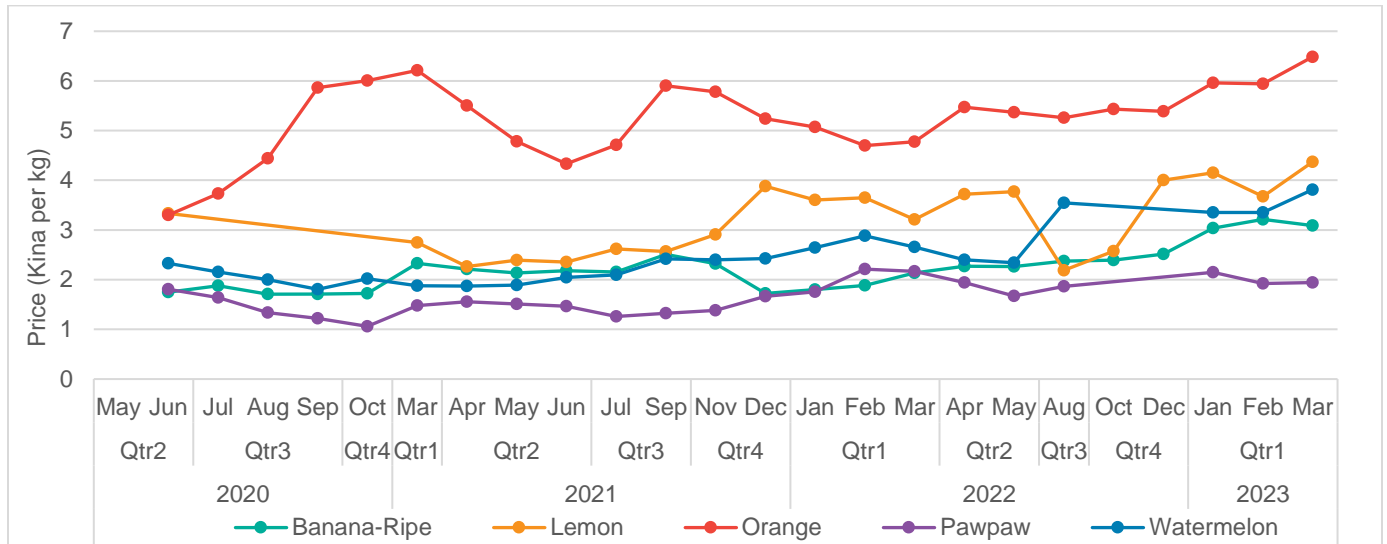
Source: Fresh Produce Development Agency (FPDA) market retail price database.

**Figure 8: Select fruit prices in the Mt Hagen market**



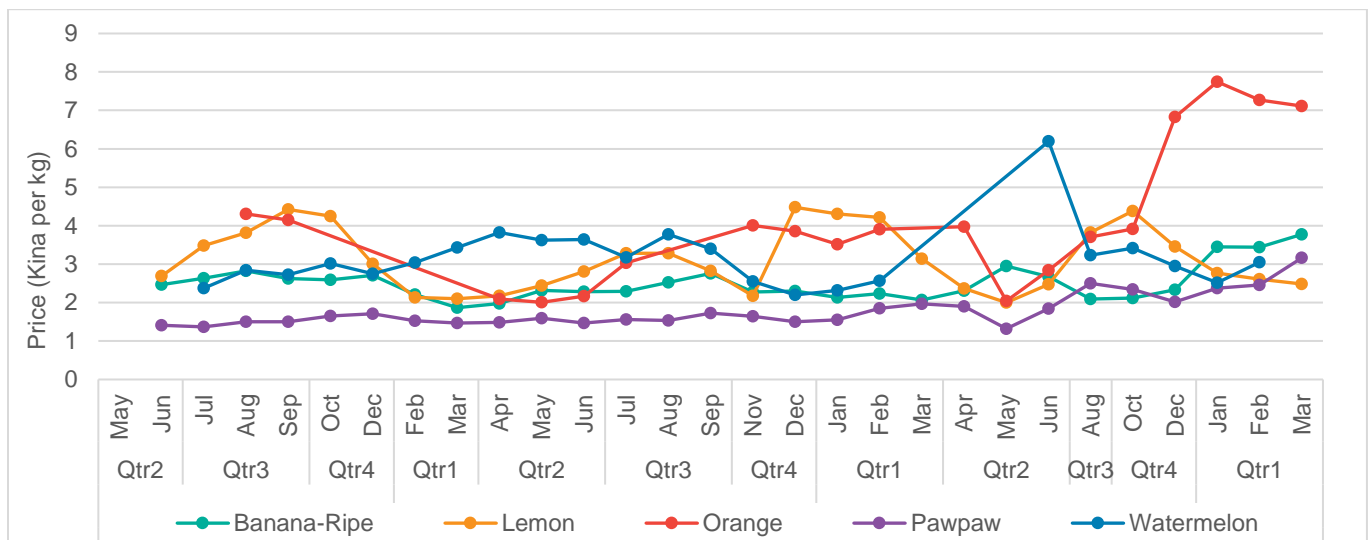
Source: Fresh Produce Development Agency (FPDA) market retail price database.

**Figure 9: Select fruit prices in Lae market**



Source: Fresh Produce Development Agency (FPDA) market retail price database.

**Figure 10: Select fruit prices in the Kokopo market**



Source: Fresh Produce Development Agency (FPDA) market retail price database.

Funding for this work was provided by the Department of Foreign Affairs and Trade (DFAT) of the government of Australia. This document has not been independently peer reviewed. Any opinions expressed here belong to the author(s) and are not necessarily representative of or endorsed by IFPRI, DFAT, or the CGIAR. Please contact Glen Hayoge: [glenhayoge@gmail.com](mailto:glenhayoge@gmail.com); or Mekamu Kedir Jemal: [M.KedirJemal@cgiar.org](mailto:M.KedirJemal@cgiar.org) for any questions, suggestions or comments regarding this or future food price bulletins.