

# PAPUA NEW GUINEA FOOD PRICE BULLETIN

July 2024

This bulletin provides an overview of select food prices during the second quarter of 2024, from April to June. During this quarter, two rounds of data were collected per month across all markets, except for Goroka in April and Lae in May, where only one round of data was collected. The prices presented here are the monthly averages. The graphs in this bulletin show price changes within the second quarter and compare second quarter prices with the first quarter of 2024, between January and March. To access the complete food price dataset, please download it from our [website](#).

## Staple crop price trends

Sweet potato prices remained stable across all markets in the first and the second quarter of 2024. Between April and June, the price of sweet potato decreased slightly in all markets except Lae. Compared to the first quarter of 2024, the average price of sweet potato slightly decreased by 5 percent, on average, across all markets except Lae (increased by 13 percent between Q1 and Q2).

The price of a kilo of sweet potato in the lowland markets of Lae and Port Moresby costs three times higher than highland markets of Goroka and Banz and 1.5 times more expensive than Kokopo market in quarter 2. Sweet potato remains a less expensive staple, on average by 47 percent, compared to cooking banana and taro across all markets (Figure 2).

In the second quarter of 2024, the price of taro increased by an average of 25 percent in Goroka, Lae and Kokopo markets. However, in Port Moresby the price significantly decreased by 41 percent. Compared to the first quarter of 2024, the average price of taro in the second quarter decreased 12 percent across all markets, except Banz (Figure 2).

## SUMMARY

### Price trends of Q1 and Q2 of 2024 (January-June)

Compared to the first quarter of 2024, the average price of sweet potato slightly decreased by 5 percent across all markets.

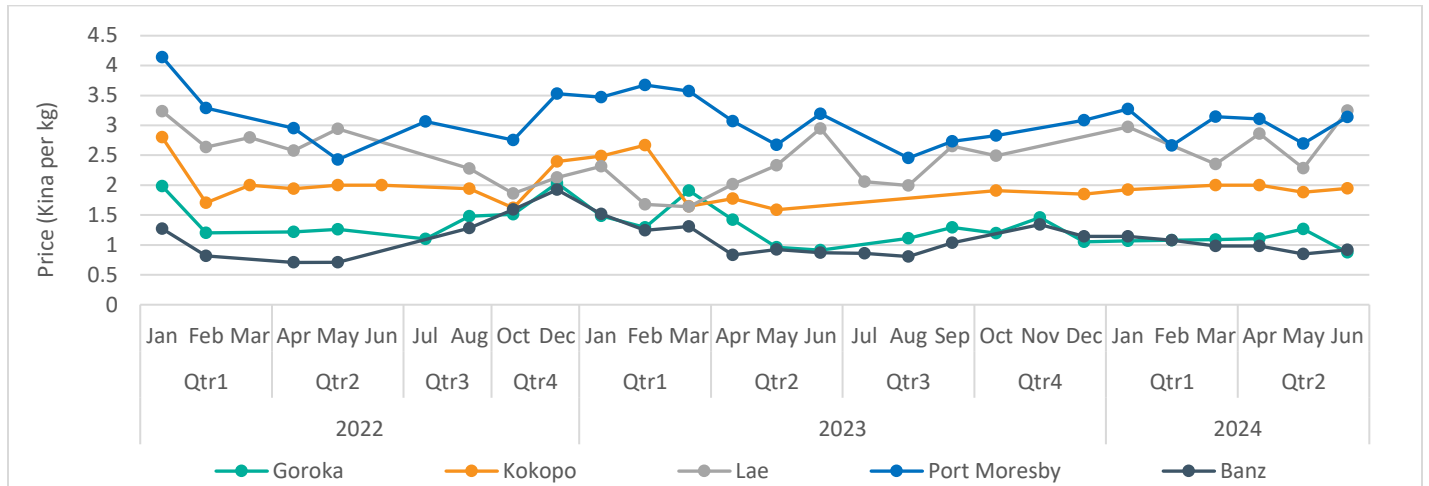
Compared to first quarter prices, the price of 1 kilo of packaged rice increased in quarter 2 by an average of 14 percent in Banz, Lae and Port Moresby markets.

Compared to the first quarter of 2024, prices of aibika, cabbage, English cabbage, carrot and choko-tips increased by an average of 35 percent across the country, except for cabbage and capsicum in Kokopo.

From January to June of 2024, the price of pawpaw decreased, on average, by 29 percent in Kokopo and Port Moresby. Conversely, the price of pawpaw increased by 41 in Lae market.

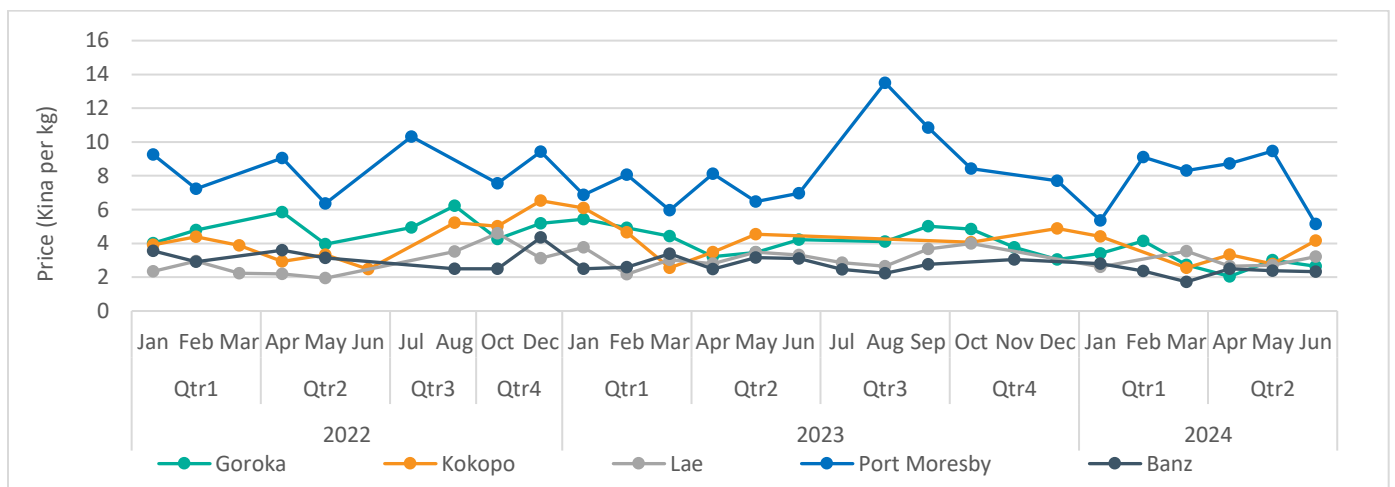
Compared to January 2024, the price of pineapple in June increased by an average of 82 percent in all markets except Goroka where it decreased by 27 percent.

**Figure 1: Price of sweet potato across 5 FPDA markets (PGK / kg)**



Source: Fresh Produce Development Agency (FPDA) market retail price database.

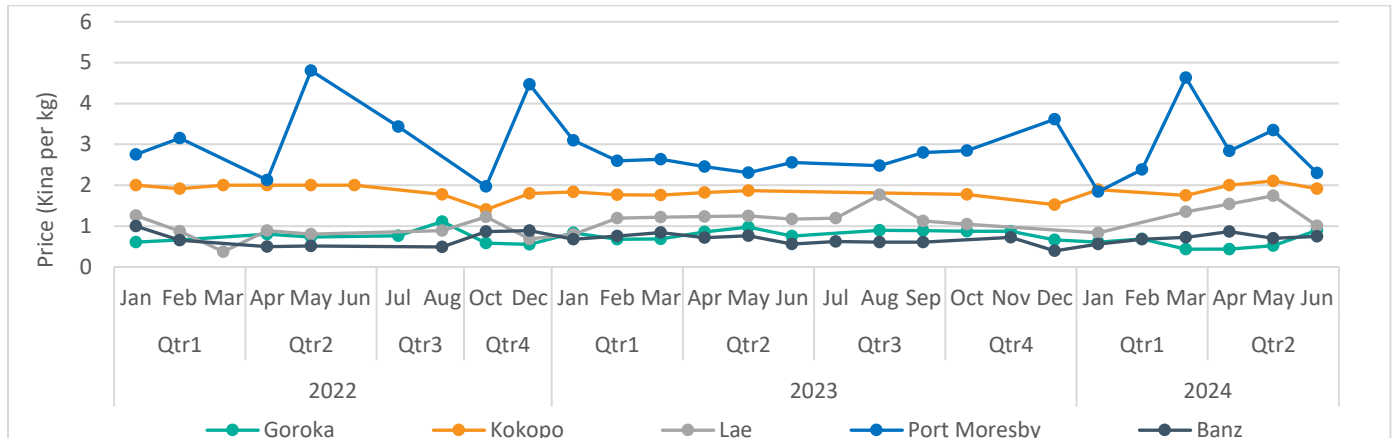
**Figure 2: Price of taro across 5 FPDA markets (PGK / kg)**



Source: Fresh Produce Development Agency (FPDA) market retail price database.

The price of cassava decreased by an average of 18 percent between April and June, on average, in all markets except Goroka where the price more than doubled, from 0.44 PGK/kg in April to 0.90 PGK/kg in June 2024. Despite the overall price decrease in the second quarter, the average price of cassava, across all markets, increased by 12 percent compared to the first quarter (Figure 3).

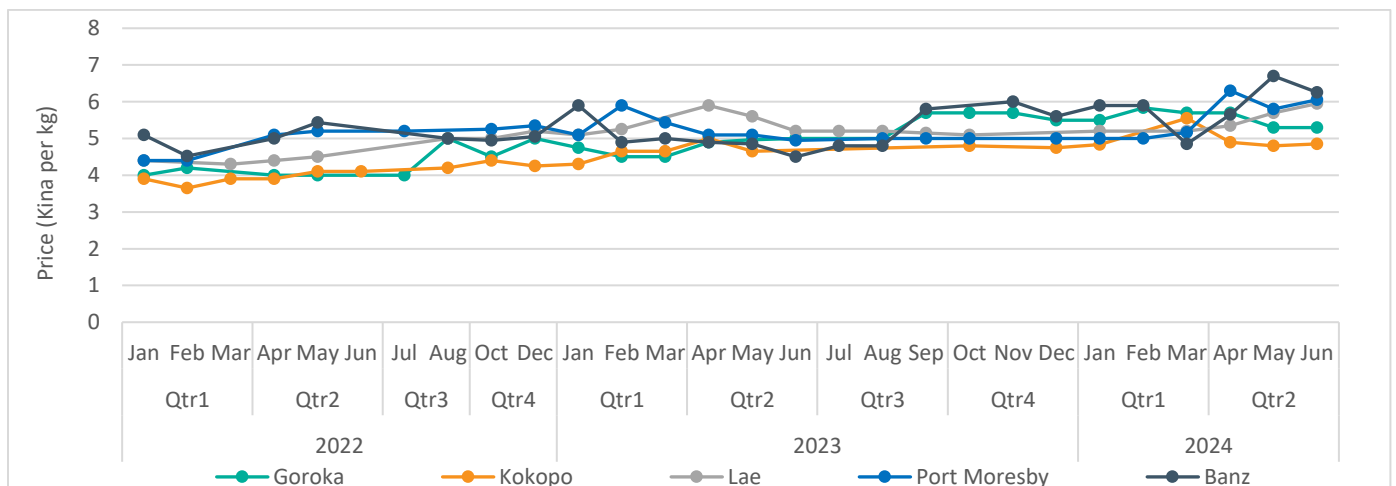
**Figure 3: Price of cassava across 5 FPDA markets (PGK / kg)**



Source: Fresh Produce Development Agency (FPDA) market retail price database.

In the second quarter of 2024, between April and June, the price of 1 kilo of packaged rice increased by an average of 11 percent in Banz and Lae markets. Conversely, in Goroka, Kokopo and Port Moresby, the price decreased slightly by an average of 4 percent. Compared to the first quarter, the average price of one kilo package of rice increased by 14 percent in Banz, Lae and Port Moresby markets. In the second quarter of 2024, a kilo of packaged rice was, on average, 16 percent less expensive in Kokopo compared to the other mainland markets (Figure 4).

**Figure 4: Price of rice (1 kilo bag) across 5 FPDA markets**



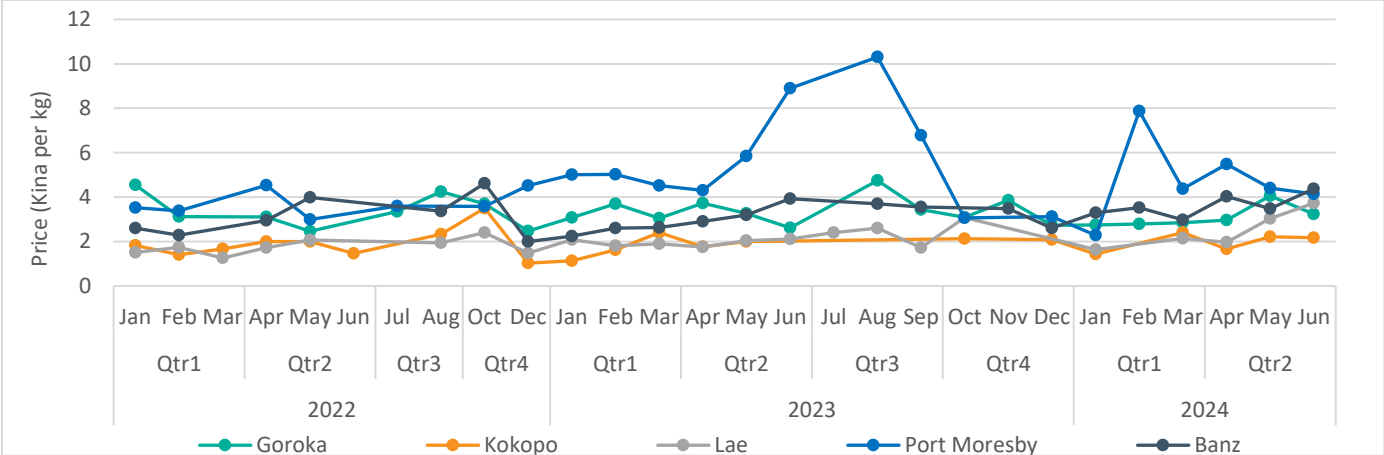
Source: Fresh Produce Development Agency (FPDA) market retail price database.

**Nutrient-dense food prices**

The price of vegetables such as aibika, English cabbage, capsicum, carrot and choko-tips increased between April and June in all markets with a few exceptions. Comparing prices of vegetables by market during this period, aibika increased by 89 percent in the Lae market (Figure 5). Prices of English cabbage and carrot more than doubled in Goroka and Port Moresby, respectively. The English cabbage price in Goroka increased from 1.65 PGK/kg in April

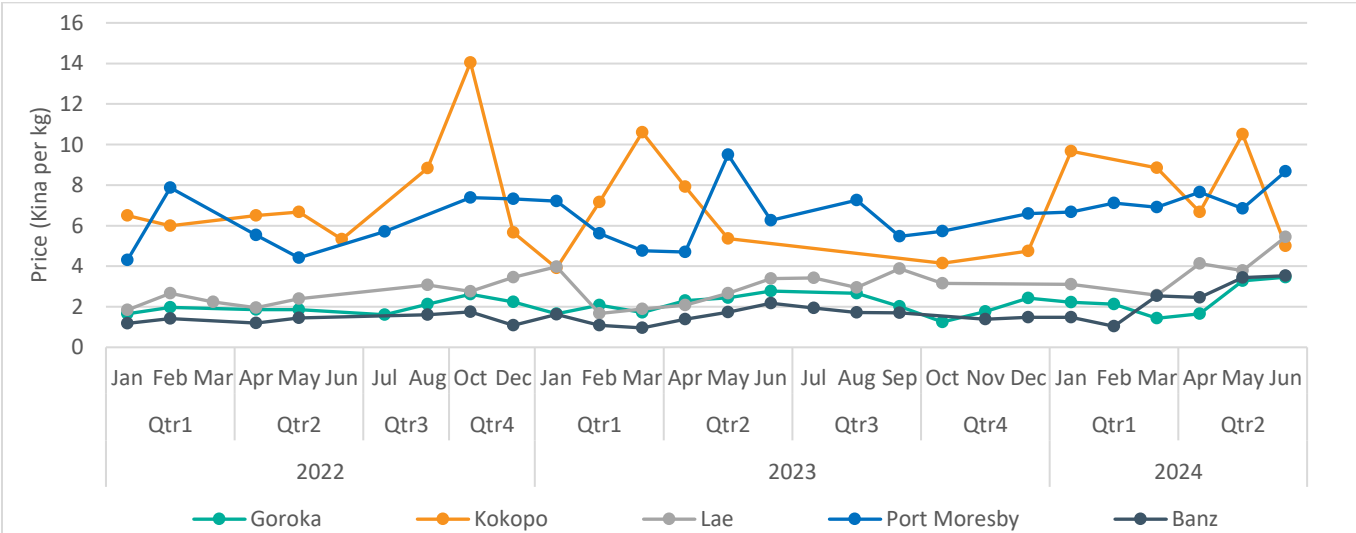
to 3.45 PGK/kg in June, while the price of carrots increased from 6.13 PGK/kg to 13.63 PGK/kg in Port Moresby during the same period (Figure 6 and 7). Conversely, the price of choko-tips decreased by 42 percent in Port Moresby between April and June (Figure 8). Compared to the first quarter of 2024, prices of aibika, cabbage, English cabbage, carrot and choko-tips increased by an average of 35 percent across the country, with the exception of cabbage and capsicum in Kokopo.

**Figure 5: Price of aibika across 5 FPDA markets (PGK / kg)**



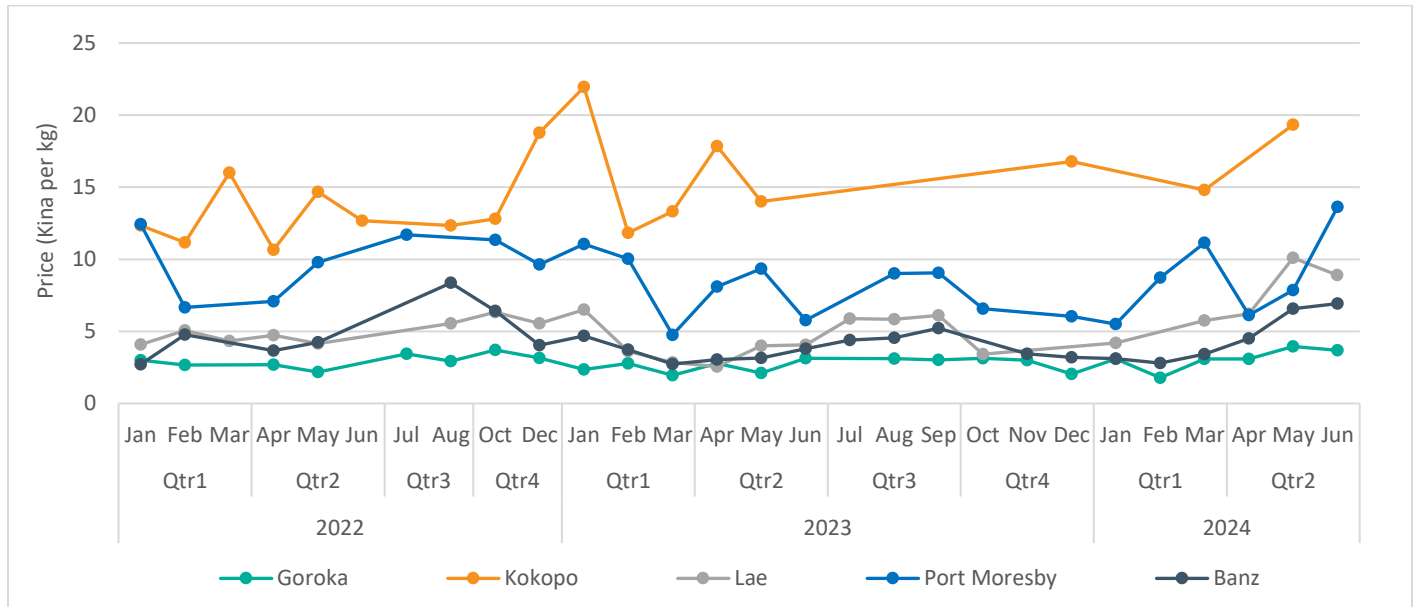
Source: Fresh Produce Development Agency (FPDA) market retail price database.

**Figure 6: Price of English cabbage across 5 FPDA markets (PGK / kg)**



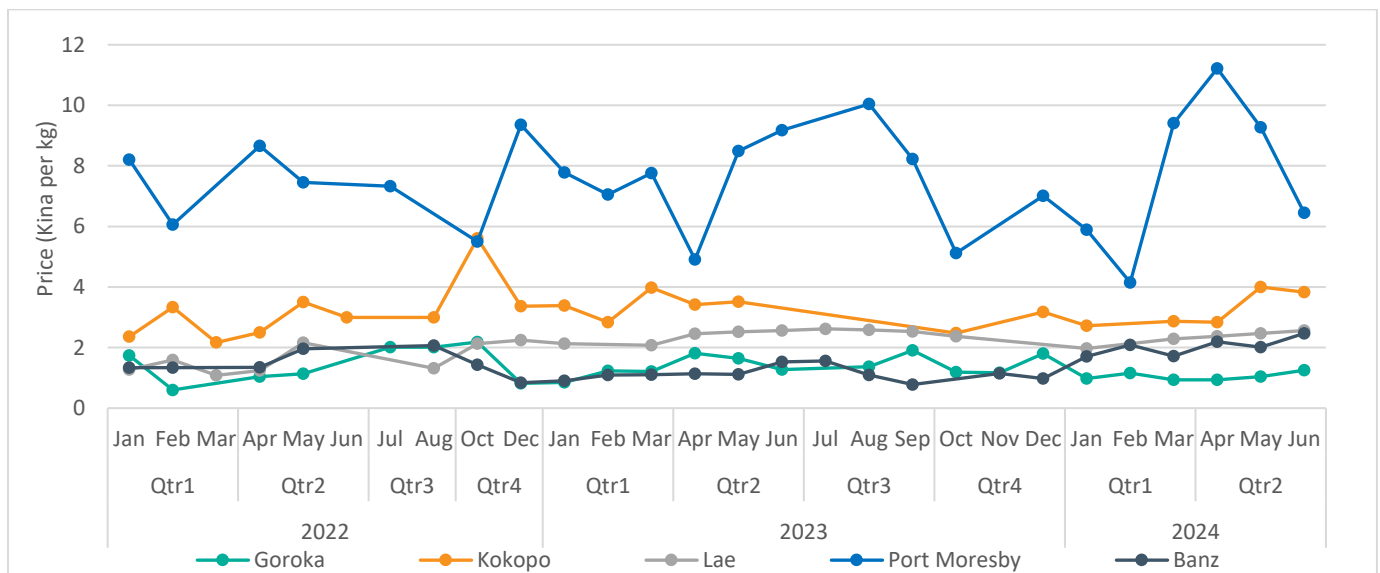
Source: Fresh Produce Development Agency (FPDA) market retail price database.

**Figure 7: Price of carrot across 5 FPDA markets (PGK / kg)**



Source: Fresh Produce Development Agency (FPDA) market retail price database.

**Figure 8: Price of choko-tips across 5 FPDA markets (PGK / kg)**



Source: Fresh Produce Development Agency (FPDA) market retail price database.

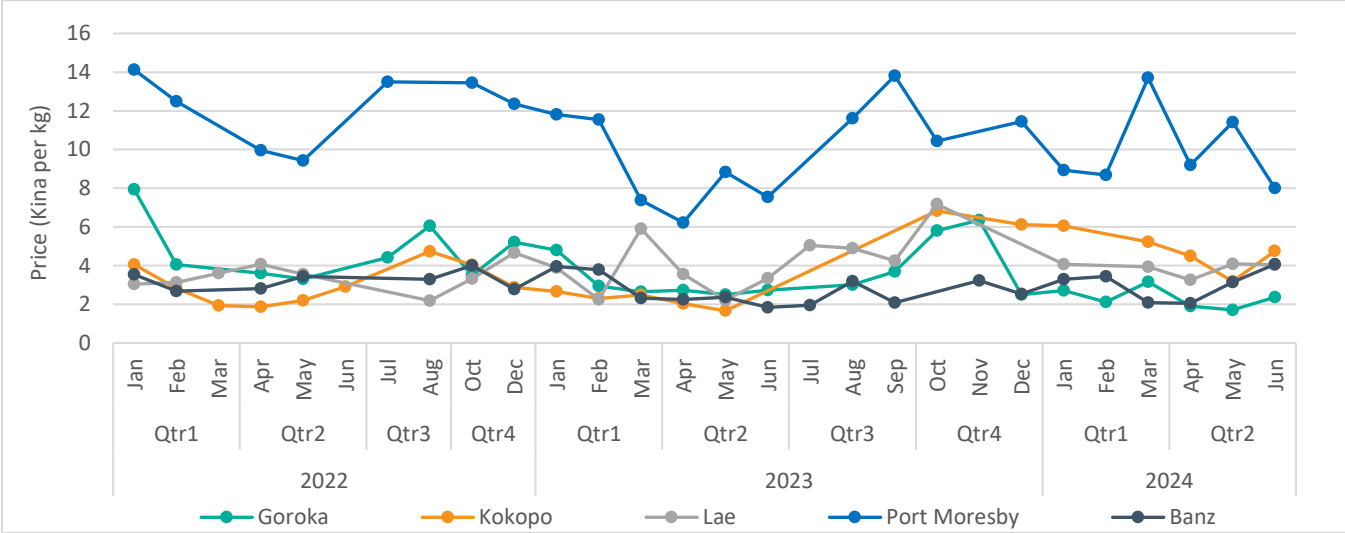
**Fresh fruit price trends**

Since the first quarter of 2024, the price of lemon decreased by an average of 12 percent in all markets except Banz, where it increased by 24 percent from 3.3 PGK/kg in January to 4.1 PGK/kg in June (Figure 9). During the same period, the price of pawpaw decreased on average by 29 percent in Kokopo and Port Moresby. Conversely,

the price of pawpaw increased by 41 percent in Lae market from 2.1 PGK/kg in January to 3.2 PGK/kg in June (Figure 10).

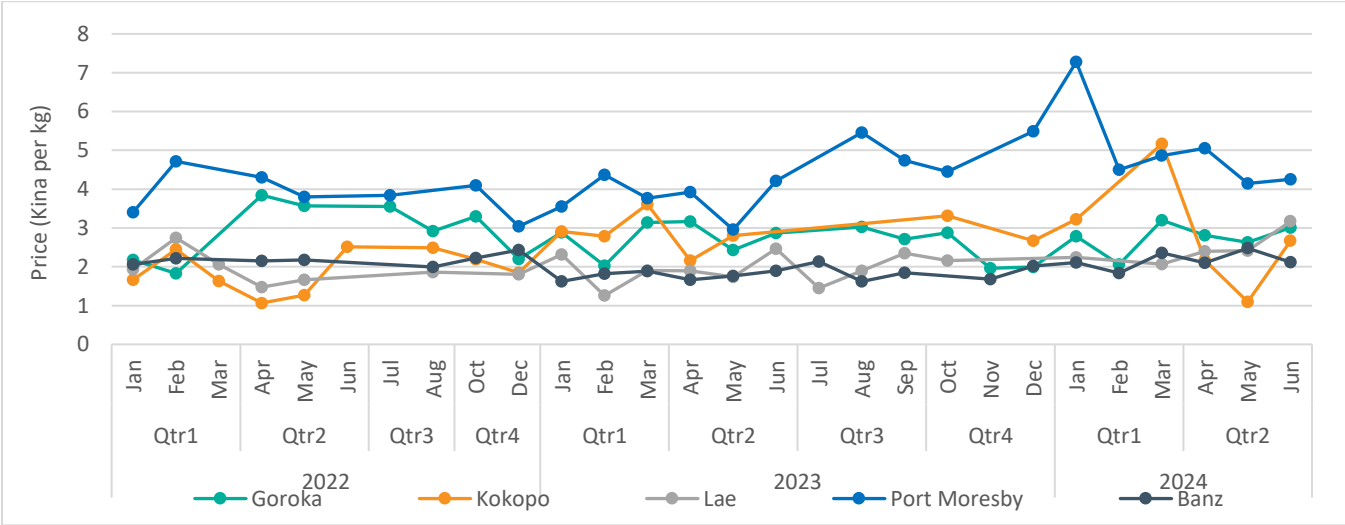
During the second quarter of 2024 (April – June), pineapple prices varied by market. Pineapple prices more than doubled in Kokopo during the second quarter and increased by 39 percent in Port Moresby. However, the pineapple price decreased in Goroka, Banz and Lae market by an average of 13 percent. Compared to January of 2024, the price of pineapple in June increased by an average of 82 percent in all markets except Goroka where it decreased by 27 percent. During this period, the price of pineapple in Kokopo more than doubled from 3.7 PGK/kg in January to 8.3 PGK/kg in June (Figure 11).

**Figure 9: Price of lemon across 5 FPDA markets (PGK / kg)**



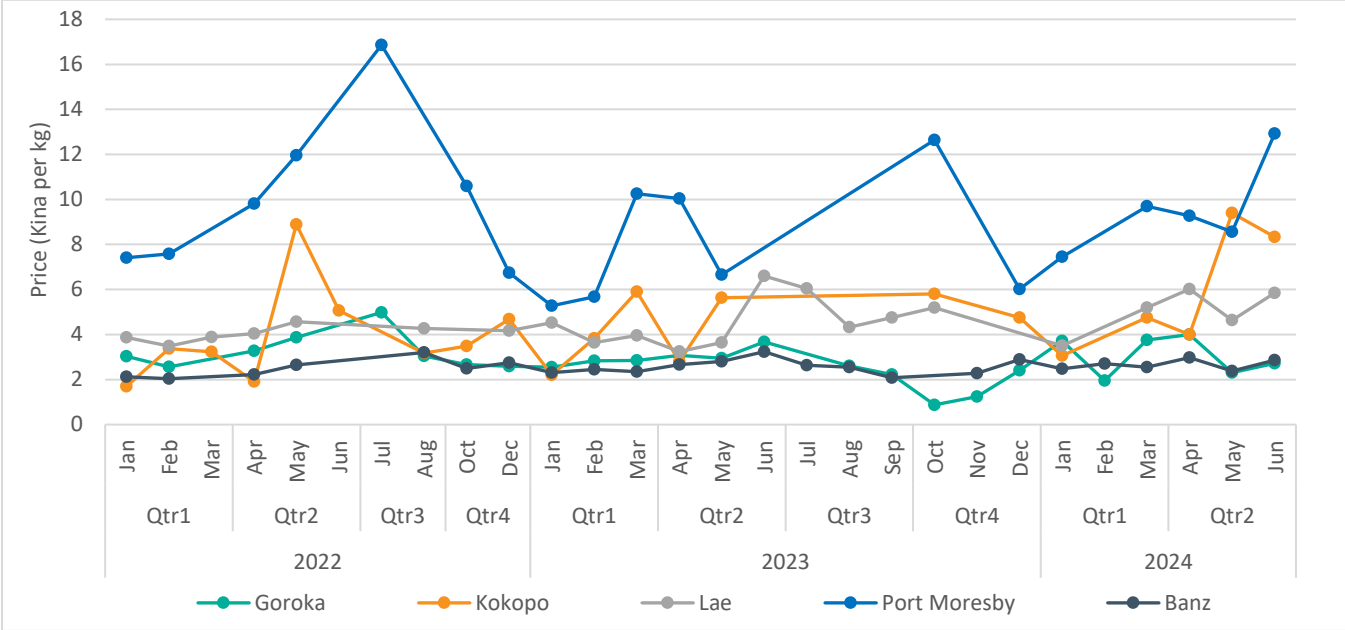
Source: Fresh Produce Development Agency (FPDA) market retail price database.

**Figure 10: Price of pawpaw across 5 FPDA markets (PGK / kg)**



Source: Fresh Produce Development Agency (FPDA) market retail price database.

Figure 11: Price of pineapple across 5 FPDA markets (PGK / kg)



Source: Fresh Produce Development Agency (FPDA) market retail price database.

Funding for this work was provided by the Department of Foreign Affairs and Trade (DFAT) of the government of Australia. This document has not been independently peer reviewed. Any opinions expressed here belong to the author(s) and are not necessarily representative of or endorsed by IFPRI, DFAT, or the CGIAR. Please contact Glen Hayoge: [glenhayoge@gmail.com](mailto:glenhayoge@gmail.com); or Mekamu Kedir Jemal: [M.KedirJemal@cgiar.org](mailto:M.KedirJemal@cgiar.org) for any questions, suggestions or comments regarding this or future food price bulletins.