

The Monthly Maize Market Report was developed by researchers at IFPRI Malawi with the goal of providing clear and accurate information on the variation of maize prices in selected markets throughout Malawi. The reports are intended as a resource for those interested in maize markets in Malawi, namely producers, traders, consumers, or other agricultural stakeholders.

### Highlights

- Contrary to typical patterns, retail prices of maize increased by 12 percent in May 2022.
- No ADMARC purchases were reported in any of the markets monitored by IFPRI.
- ADMARC sales were reported in 2 out of the 26 markets monitored by IFPRI.
- Retail prices in Malawi were lower than in selected regional markets in eastern Africa and on SAFEX.

### Prices increased by 12 percent in May 2022

Maize retail prices reported in this report are for maize that has been recently harvested ('new' maize) from 2021/22 season. As of the end of May, maize retail prices averaged at MWK204/kg, an increase of 12 percent during the month (Figure 1). This is about 61 percent higher than same month last year (May 2021) and a significant deviation from the typical pattern of falling post-harvest prices likely related to Russia's invasion of Ukraine, as explained in our [policy note](#) on that topic.

Within the month, maize retail prices were highest in Mwanza, selling at MWK275/kg and lowest in Mzimba, Mzuzu, Rumphu, Chiringa and Liwonde selling at MWK150/kg. Despite price increases across markets ranging from 5 percent in Chikwawa to as high as 60 percent in Liwonde (Table 1), 2 markets (Chimbiya and Mitundu) registered price decline of 8 and 10 percent respectively.

### Prices remain highest in the South

Maize continues to sell at highest retail prices in the South. Maize retail prices in the North were more unstable especially in the last two weeks of the month (Figure 2).

As at the end of May, prices in the South averaged MWK 210/kg, in the Center averaged MWK 189/kg, while in the North prices averaged at MWK 183/kg.

Figure 1. Daily average maize retail prices since May 2021 and 2022

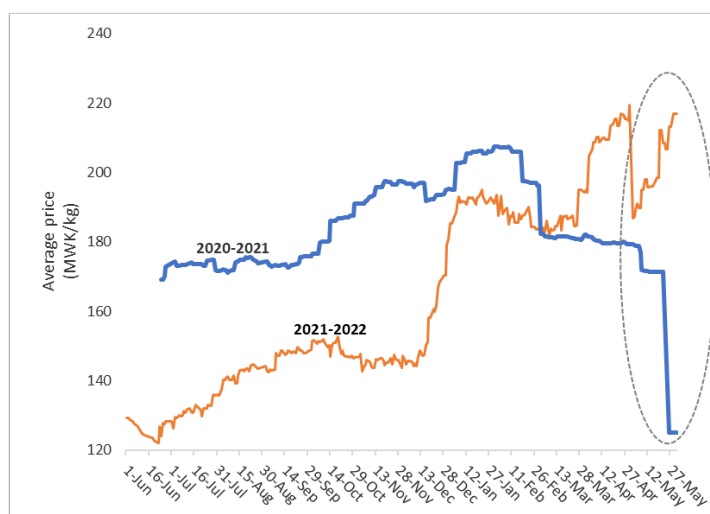
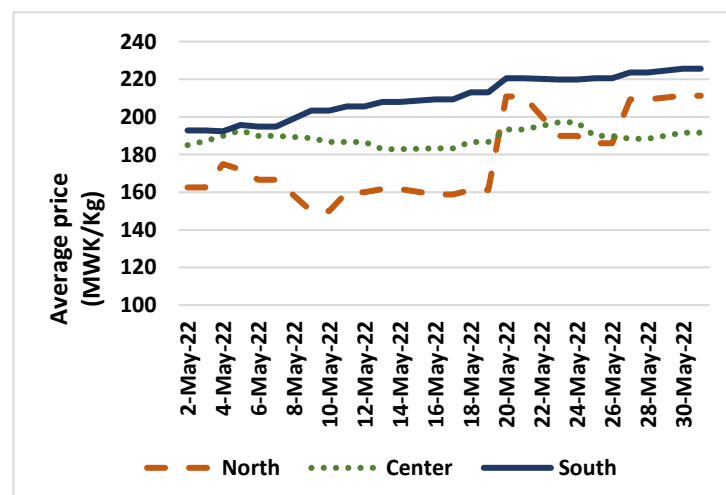


Figure 2. Daily average maize retail prices by region during April 2022



**Table 1. Maize retail prices (MWK/kg) by market**

	7-May-22	14-May-22	21-May-22	28-May-22	Change
Chitipa	-	-	-	-	-
Jenda	200	175	200	200	↔ 0%
Karonga	-	-	240	235	-
Mzimba	150	-	200	180	↑ 20%
Mzuzu	-	150	200	200	-
Rumphi	150	160	225	215	↑ 43%
Chimbiya	190	180	180	175	↓ -8%
Mchinji	200	200	200	-	-
Mitundu	200	180	180	180	↓ -10%
Nsungwi	-	180	200	200	-
Salima	180	180	200	200	↑ 11%
Balaka	200	200	200	220	↑ 10%
Bangula	207	207	207	207	↔ 0%
Chikwawa	220	225	230	230	↑ 5%
Chiringa	150	180	220	220	↑ 47%
Liwonde	150	180	240	240	↑ 60%
Luchenza	200	200	220	220	↑ 10%
Lunzu	-	210	200	200	-
Mangochi	200	220	220	220	↑ 10%
M'baluku	200	220	220	220	↑ 10%
Mbayani	-	-	-	-	-
Mpondabwir	200	200	230	225	↑ 13%
Mulanje	180	180	220	220	↑ 22%
Mwanza	200	240	240	275	↑ 38%
Ngabu	200	220	220	220	↑ 10%
Nsanje	220	-	220	220	↔ 0%
<b>All markets</b>	<b>190</b>	<b>196</b>	<b>212</b>	<b>213</b>	<b>↑ 12%</b>

### 'New' maize – recently harvested

Recently harvested maize has high moisture content, which makes it unsuitable for milling into flour and for storage, and therefore less valuable than drier old maize. 'New' maize, harvested in the (current) 2021/22 was selling 14 percent cheaper than 'old' maize.

### Regional prices

As of the end of May, retail prices of maize in the Malawian markets were lower than in selected regional markets in eastern Africa and on SAFEX. (Figure 3).

### How data was collected

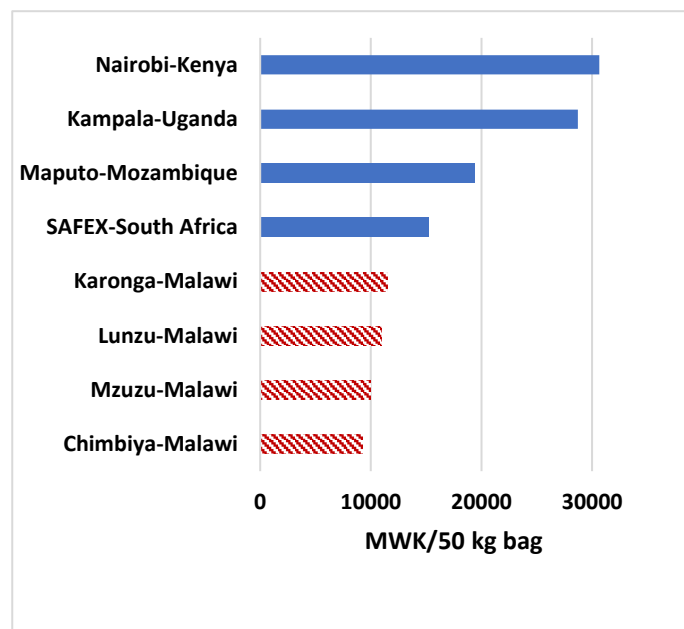
IFPRI Malawi has been monitoring retail maize prices and ADMARC activities in selected markets since May 2016. Currently, data is collected from 26 markets across the country, with monitoring occurring six days per week, excluding Sundays. At least three monitors report data from each of these markets. Data is collected by means of automated short message service (SMS) with follow-ups made by telephone if necessary. Regional prices reported in Figure 3 are sourced from Food and Agriculture Organization's Global Information and Early Warning System (FAO-GIEWS), IFPRI Malawi, the Johannesburg Stock Exchange (JSE), and the Kenya Agricultural Management Information System (KAMIS).

### ADMARC Activities

No ADMARC purchases were reported in any of the markets monitored by IFPRI.

ADMARC sales were reported in 2 out of the 26 markets monitored by IFPRI (Karonga and Nsanje).

**Figure 3. Retail maize prices in selected markets in eastern and southern Africa (as of May 2022)**



**Government of Flanders**

For further information contact  
Aubrey Jolex ([A.Jolex@cgiar.org](mailto:A.Jolex@cgiar.org))  
at IFPRI Malawi.

To learn more about our work, visit  
[www.massp.ifpri.info](http://www.massp.ifpri.info) or  
follow us on Twitter (@IFPRIMalawi).