

The Monthly Maize Market Report was developed by researchers at IFPRI Malawi with the goal of providing clear and accurate information on the variation of maize prices in selected markets throughout Malawi. The reports are intended as a resource for those interested in maize markets in Malawi, namely producers, traders, consumers, or other agricultural stakeholders.

### Highlights

- Retail prices of maize decreased by 2 percent since February 2022.
- No ADMARC purchases were reported in any of the markets monitored by IFPRI.
- ADMARC sales were reported in 9 out of the 26 markets monitored by IFPRI.
- Retail prices in Malawi were lower than elsewhere in eastern Africa.

### Prices decreased by 2 percent since February 2022

By the end of March 2022, maize retail prices averaged at MWK185/kg. This is 2 percent lower than February 2022 and about 2 percent higher than March 2021. However, mixed trends within the month were observed (Figure 1). As harvest season for 2021/22 cropping season is approaching, prices are expected to further decrease.

However, despite the overall decrease, Mpondabwino, Bangula, Mitundu, Chimbiya, Jenda and Mzimba registered marginal price decrease (0.2 to 2 percent) except Mzimba which registered a 13 percent increase.

Within the month, maize retail prices varied widely starting from as a low as MWK135/kg in Mzuzu and as high as MWK230/kg in Bangula. 15 out of 26 markets monitored by IFPRI registered a maximum of equal to or greater than MWK200/kg.

### Prices remain highest in the South

Maize continues to sell at highest retail prices in the South. Overall, prices were more stable in the Center than in the North and the South during the month (Figure 2).

As at the end of March, prices in the South averaged MWK 198/kg (2 percent lower than last month), in the Center averaged MWK 180/kg (same as last month), while in the North prices averaged at MWK 157/kg (1 percent higher than last month).

Figure 1. Daily average maize retail prices since May 2020 and 2021

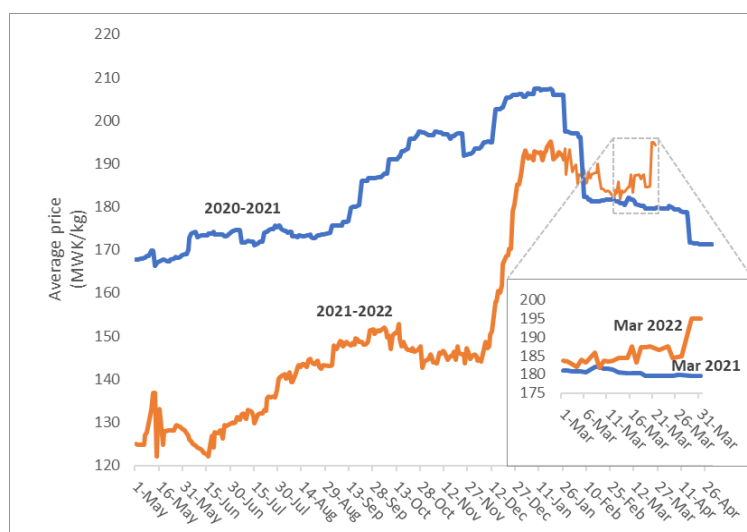
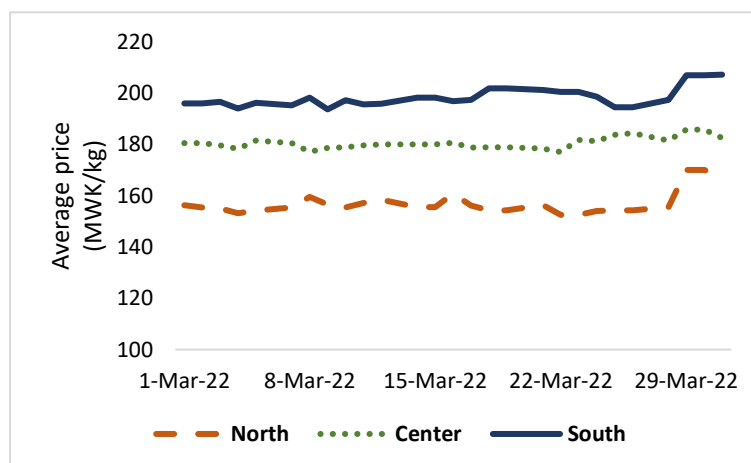


Figure 2. Daily average maize retail prices by region during March 2022



**Table 1. Maize retail prices (MWK/kg) by market**

	Feb Average	5-Mar-22	12-Mar-22	19-Mar-22	26-Mar-22	March Average	Change
Chitipa	150	150	150	150	150	150	↔ 0%
Jenda	138	140	140	140	140	140	↑ 1%
Karonga	177	171	174	170	170	172	↓ -3%
Mzimba	134	150	150	150	160	151	↑ 13%
Mzuzu	173	135	175	-	170	160	↓ -8%
Rumphi	150	150	150	150	150	150	↔ 0%
Chimbiya	167	168	170	170	180	171	↑ 2%
Mchinji	189	187	183	185	190	185	↓ -2%
Mitundu	180	180	180	180	190	182	↑ 1%
Nsungwi	190	190	190	180	180	186	↓ -2%
Salima	180	180	180	180	180	180	↔ 0%
Balaka	195	190	190	200	200	193	↓ -1%
Bangula	210	219	214	214	207	214	↑ 2%
Chikwawa	220	215	220	220	220	218	↓ -1%
Chiringa	191	190	180	200	190	190	↓ -1%
Liwonde	201	197	185	220	220	200	↓ -1%
Luchenza	202	193	200	200	180	194	↓ -4%
Lunzu	220	220	200	200	200	212	↓ -4%
Mangochi	191	190	180	180	180	183	↓ -4%
M'baluku	214	208	215	215	220	214	↓ 0%
Mbayani	220	200	220	220	200	208	↓ -5%
Mpondabwin	186	190	187	190	180	187	↑ 0.2%
Mulanje	207	200	200	200	200	200	↓ -3%
Mwanza	190	190	190	170	170	180	↓ -5%
Ngabu	211	200	200	215	215	207	↓ -2%
Nsanje	210	200	200	205	210	204	↓ -3%
All markets	188	184	184	187	185	185	↓ -2%

### Regional prices

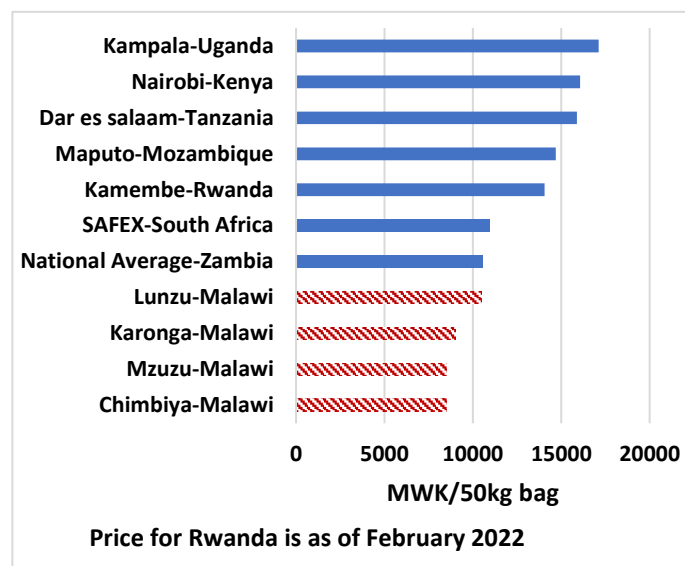
As of the end of March, retail prices of maize in the Malawian markets were lower than in selected regional markets in eastern Africa and on SAFEX as well as Zambia’s national average of March 2022 (Figure 3).

### ADMARC Activities

No ADMARC purchases were reported in any of the markets monitored by IFPRI.

ADMARC sales were reported in 9 out of the 26 markets monitored by IFPRI (1 from the North; Rumphi, the rest from the South). ADMARC is still selling maize at MWK205/kg.

**Figure 3. Retail maize prices in selected markets in eastern and southern Africa (as of March 2022)**



### How data was collected

IFPRI Malawi has been monitoring retail maize prices and ADMARC activities in selected markets since March 2016. Currently, data is collected from 26 markets across the country, with monitoring occurring six days per week, excluding Sundays. At least three monitors report data from each of these markets. Data is collected by means of automated short message service (SMS) with follow-ups made by telephone if necessary. Regional prices reported in Figure 3 are sourced from Food and Agriculture Organization’s Global Information and Early Warning System (FAO-GIEWS), IFPRI Malawi, the Johannesburg Stock Exchange (JSE), and the Zambia Statistics Agency.



**Government of Flanders**

For further information contact Aubrey Jolex ([A.Jolex@cgjar.org](mailto:A.Jolex@cgjar.org)) at IFPRI Malawi.

To learn more about our work, visit [www.massp.ifpri.info](http://www.massp.ifpri.info) or follow us on Twitter (@IFPRIMalawi).